


***Alabama Criminal Justice
Information Center***



***Crime in Alabama
2008***

Crime in Alabama

Crime in Alabama 2008 represents a summary of the nature and extent of the crimes reported by local criminal justice agencies to the Alabama Criminal Justice Information Center's (ACJIC) Uniform Crime Reporting (UCR) program. State law mandates that all crimes are reported from state, county and local law enforcement agencies, and the statistics presented in this report are compiled from these reports.

Since the UCR program is designed to provide a snapshot of criminal activity in a specific geographical area rather than as a measure of a law enforcement agency's response to crime, it should not be used to evaluate or compare one agency with another. UCR is only one aspect of the activities and responsibilities of the law enforcement community, and the statistics presented herein are not intended to serve as the sole indicator of either the workload or effectiveness of the reporting agencies.

Crime in Alabama is an annual publication of the ACJIC Statistical Analysis Center (SAC). Requests for additional information may be directed to this office at the following address:

**Statistical Analysis Center
Alabama Criminal Justice Information Center
201 South Union Street, Suite 300
Montgomery, Alabama 36130
Phone - 334.517.2400 or 866.406.8022
Fax - 334.517.2740**

This report may also be downloaded in its entirety at our web page on the Internet at <http://acjic.alabama.gov>.

The opinions, findings, and conclusions or recommendations expressed in this publication/program/exhibition are those of the author(s) and do not necessarily reflect the views of the Department of Justice. This project was supported by Award No. 2008-BJ-CX-K009 awarded by the Bureau of Justice Statistics, Office of Justice Programs.

Alabama Criminal Justice Information Center

Uniform Crime Reporting Division · **Becki Goggins**, *Director*

Statistical Analysis · **Carol Cobert Roberts**, *Assistant Director*

Quality Control

Edna Bettis
Sandy Boothe
Lindsay Lunsford
Orangeal White

Programming Support

Brian Grimmer

Published by

The Alabama Criminal Justice Information Center

Maury Mitchell, *Director*

Written by

Alabama Statistical Analysis Center

Carol Cobert Roberts, *Assistant Director*
Alabama Uniform Crime Reporting Program

Design by

Becki R. Goggins, *Manager*
Alabama Uniform Crime Reporting Program

Lindsay Lunsford, *Administrative Support Assistant*
Alabama Uniform Crime Reporting Program

Alabama Criminal Justice Information Center

A Message from the Director



Crime in Alabama 2008 is the thirty-third annual report published by the Alabama Criminal Justice Information Center's (ACJIC) Statistical Analysis Center (SAC). This report concentrates on the more serious criminal acts, technically called Part I crimes, reported to the state Uniform Crime Reporting (UCR) program by the state's law enforcement agencies for calendar year 2008. Also included is an overview of the less serious offenses (or Part II crimes) as well as statistics regarding arrests, recovered property and law enforcement employees. We hope this report will provide a useful snapshot of crimes occurring in our state during 2008.

We hope our efforts to continue to provide quality services to the criminal justice community and the public are helpful to you. ACJIC looks forward to our continued publication of *Crime in Alabama* and to future enhancements designed to improve public safety through the provision of accurate and timely criminal justice information. This and other information may be found at www.acjic.alabama.gov.

Sincerely,

A handwritten signature in black ink that reads "Maury Mitchell". The signature is written in a cursive, slightly slanted style.

Maury Mitchell
Director
Alabama Criminal Justice Information Center

Dedication

This report is dedicated to Alabama's law enforcement officers who protect and defend the citizens of this state. In particular, we would like to honor the memory of Alabama's peace officers who lost their lives in the line of duty in 2008.

March 29, 2008
Officer Jim Fezatte
Millbrook Police Department

July 4, 2008
Officer Kenneth (Greg) Surles
Pell City Police Department

October 3, 2008
Officer Rodney Kelley
Alabama Department of Corrections

Preface

The 2008 Crime in Alabama report is intended to inform law enforcement officials and private citizens of criminal and law enforcement activity in Alabama. Since the UCR offense and arrest data are the basis of this report, it must be noted that other factors affecting crime are not measured by UCR, such as age, sex, and race of the population, economic conditions of the area, transient population, culture, education, climate, attitudes of the victims toward crime and police, and crime reporting practices of the citizens. Therefore, it is difficult to draw conclusions or make valid comparisons between various jurisdictions by using only the crime and arrest data in this book. The data in this book are used for analyzing crime problems inherent in the criminal justice system and as a foundation for planning and budgeting. Geographic areas covered in this report include the State of Alabama, county and city strata.

We would like to extend our appreciation to law enforcement agencies – sheriff's departments, municipal police departments, and campus police – for their cooperation in the UCR program.

Introduction

In October of 1975, Act 872 passed both houses of the Alabama Legislature creating and establishing the Alabama Criminal Justice Information Center (ACJIC) which is commissioned to collect, store, retrieve, analyze, and disseminate criminal justice data. Inherent in ACJIC is a "uniform crime reporting system for the periodic collection and analysis of crimes reported to any and all criminal justice agencies within the state." (Act 872, Section 9, 1975)

With the passage of this bill, mandatory reporting was required of law enforcement agencies in Alabama. Prior to 1976, law enforcement agencies participated in the FBI's Uniform Crime Reporting Program (UCR) on a voluntary basis. Since mandatory submission, there has been a 185% increase in UCR reporting.

Alabama's UCR program functions in accordance with the FBI's standards of operation which specify a uniform data collection device and quality control procedures which provide viable crime statistics for accurate indication of crime and crime trends.

ACJIC implemented an incident based reporting system as an alternative to UCR summary reporting in 1977. This Incident Based Reporting (IBR) System also provides a self-contained internal record keeping system for the agency. IBR is a voluntary system with 99% of Alabama's agencies participating. This reporting program is more detailed providing greater potential for services, analyses, and resource studies by both the individual agency's crime analysis units and ACJIC.

In 1986, ACJIC organized a 32-person UCR Committee to review the IBR report forms. This committee was made up of law enforcement personnel from small, medium and large police departments and sheriff's departments, computerized agencies, the FBI, and the Bureau of Justice Statistics (BJS). The committee reviewed and analyzed the ten year old forms and decided that enhancements were needed. The IBR report forms were redesigned with input from Alabama's local agencies. In 2006, these forms were re-designed to conform to the FBI's Nation Incident Based Reporting System (NIBRS). The new forms become the official state forms in 2008.

Alabama's law enforcement agencies are supplied with monthly reporting forms by ACJIC's Field Agents who are also made available to the reporting agencies to help answer any questions which may arise regarding forms, crime classifications, and clearance data. The Field Agents are also responsible for training law enforcement personnel and maintaining the quality of information for output to the criminal justice system. Agencies may also request free software from ACJIC to record and report incident/offense and arrest activities.

Alabama's law enforcement community can be proud of the progress made in the incident reporting program. Because of the support and dedication of our law enforcement Alabama is one of the states leading the way for a national IBR system.

Crime and Arrest Data

Valid crime data can provide a solid foundation for statistical analyses, management-oriented analyses and crime breakdowns. These analyses can then aid local police departments in laying out patrol districts, assigning patrol units, and designating community education programs.

Data used in this report are provided by the Uniform Crime Reporting (UCR) Division of the Alabama Criminal Justice Information Center (ACJIC). ACJIC's data center houses the official state repository for reported arrests and offenses, and the UCR Division has the responsibility of collecting and disseminating crime data. In 2008, approximately 350 agencies reported known offenses to Alabama's UCR; 99% of Alabama's law enforcement agencies submitted Incident Reports and 1% returned UCR Summaries.

Through a mandate of Congress, Arson is counted as a Part I Offense. So as not to distort crime trends in Total and Property Crime indices, Arson totals will not be included in these sections but will be included in a separate section following property crimes.

Crime data are obtained from the Part I Index of Offenses submitted by law enforcement agencies to Alabama's UCR program. These Part I Offenses are divided into Violent Crime and Property Crimes.

Violent Crimes include Homicide, Rape, Robbery, and Assault. These crimes are considered violent inasmuch as they are offenses perpetrated against a person(s) with a high risk or injury or death to the victim(s). Property Crimes are comprised of Burglary, Larceny, Motor Vehicle Theft, and Arson*. Property or Nonviolent Crimes lack the aspect of force and/or bodily harm to the victim(s).

Clearance and arrest data are also reported to Alabama's UCR. A crime is considered cleared, either by arrest or by exceptional means, when enough evidence is found to charge a suspect and take him/her into custody. It is conceivable that one arrest could clear several offenses or that several arrests could clear one offense. The clearance rate is achieved by taking the number of clearances over the number of crimes reported:

$$\text{CLEARANCE RATE} = \frac{\text{REPORTED CRIME}}{\text{CLEARANCES}}$$

This report is a composite picture of crime and law enforcement activity in Alabama for 2008. It provides a breakdown for the State and localities participating in the UCR program. The report concentrates on the Index Crime of the FBI's Part I Offenses and offers tabular and narrative formats for comparisons, trends, rates, and percent changes.

*A separate section on arson will be included in this report.

Definition of Terms

| Term | Definition |
|---------------------------------------|---|
| Adult | the UCR system defines adults as 18 years of age and over. |
| Arrest | a measure of law enforcement activity by which an individual is detained in legal custody. |
| Arson | willful or malicious burning with or without intent to defraud, includes attempts. |
| Assault | the unlawful attack by one person upon another for the purpose of inflicting severe bodily injury, including attempts. Attempted homicide is listed as an aggravated assault. |
| Burglary | unlawful entry of a structure to commit a felony or theft. |
| Central City | a city with at least 50,000 residents. |
| City Strata | a breakdown of cities according to population. |
| Clearance | a measure of law enforcement activity which shows that a crime has been solved for a crime reporting purposes either by the arrest of a suspect or by exceptional means. Exceptional means provides a solution to a crime when there is enough evidence to place a formal charge against an offender, but some element beyond law enforcement control precludes an actual arrest. It is possible for one arrest to clear more than one offense. |
| Clearance Rate | the clearance rate is achieved by taking the number of clearances over the number of crimes reported. |
| Crime Rate | a measure of criminal activity which shows the number of crimes reported per 100,000 residents. |
| Criminal Activity | measured by reported crimes, trends, rates. |
| Forcible Entry | offenses in which force of any kind is used to unlawfully enter a structure for the purpose of committing a theft or felony. |
| Hierarchy of Offenses | whenever more than one offense is committed simultaneously, the most severe offense is reported to UCR. The exception is arson which is always reported along with the most serious offense. |
| Homicide | the willful killing of another as based on police investigation. |
| Incident Based Reporting (IBR) System | a voluntary crime reporting system developed by ACJIC as an alternative to the UCR Summary Program. |
| Juveniles | the UCR system defines juveniles as males and females 17 years of age and younger. |
| Larceny | unlawful taking or stealing of property or articles without the use of force, violence or fraud, i.e., pocket picking, purse snatching, shoplifting, theft from vending machines, etc. |
| Law Enforcement Activity | police activity as measured by clearances and arrests. |
| Minimal Injury | personal injury involving abrasions, minor lacerations requiring no more than usual first-aid treatment. |

| | |
|---------------------|--|
| Motor Vehicles | automobiles, trucks, buses, motorcycles, etc. |
| Motor Vehicle Theft | The unlawful taking or stealing of a motor vehicle, including attempts. |
| Non-Residence | any structure used for purposes other than a residence. |
| Part I Index Crimes | a category of UCR offenses deemed more serious and/or most frequent. The Part I Index Crimes include homicide, rape, robbery, aggravated assault, burglary, larceny, motor vehicle theft, and arson. |
| Part II Offenses | <p>a category of UCR offenses which include:</p> <p>Assaults (Simple): non-aggravated assaults.</p> <p>Forgery and Counterfeiting - making, altering, uttering, or possessing with intent to defraud, anything false which is made to appear true, includes attempts.</p> <p>Fraud: fraudulent conversion and obtaining money or property by false pretenses.</p> <p>Embezzlement: misappropriation or misapplication of money or property entrusted to one's care, custody, or control.</p> <p>Stolen Property: buying, receiving, and possessing stolen property, includes attempts.</p> <p>Vandalism: willful or malicious destruction, injury, disfigurement or defacement of property without the consent of the owner or person having custody or control.</p> <p>Weapons: all violations of regulations or statutes controlling the carrying, using, possessing, furnishing and manufacturing of deadly weapons or silencers, includes attempts.</p> <p>Prostitution and Commercialized Vice: sex offenses of a commercial nature.</p> <p>Sex Offenses (Other): statutory rape, offenses against chastity, common decency, morals, etc.</p> <p>Narcotic Drug Laws: offenses relating to narcotics, i.e., possession, sale, use, growing and manufacturing of narcotic drugs.</p> <p>Gambling: promoting, permitting, or engaging in illegal gambling.</p> <p>Offenses Against the Family and Children: non-support, neglect, desertion, or abuse of family and children.</p> <p>Driving Under the Influence: driving or operating any motor vehicle or common carrier while drunk or under the influence of liquor or narcotics.</p> <p>Liquor Laws: violations of state or local liquor laws.</p> <p>Drunkenness: drunkenness or intoxication.</p> <p>Disorderly conduct: breach of the peace.</p> <p>Vagrancy: begging, loitering, etc.</p> <p>All other offenses: all violations of state or local laws, except categories mentioned above, Part I Offenses, and traffic violations. Including, but not limited to bigamy, blackmail, bribery, contempt of court, discrimination, perjury, possession and/or sale of obscene material, quarantine violations, etc.</p> |
| Property Crimes | (non-violent crimes) index crimes which lack the aspect of force and/or bodily harm to the victim(s). Included in this category are burglary, larceny, motor vehicle theft, and arson. |

| | |
|--------------------------------|--|
| Recovery | finding stolen property. It should be noted that a recovered article does not clear a crime, although the owner is reunited with his property a crime was committed and a suspect must be taken into custody to clear the offense. |
| Reported Crimes | crimes reported to law enforcement officials. <i>Note: In this report, only those offenses which prove to be actual offenses are used. Those cases which have been deemed unfounded are excluded from the crime totals.</i> |
| Residence | any dwelling structure used for human habitation. |
| Robbery | stealing or taking anything from the care, custody, or control of a person, in his presence, by force or by threat of force, including attempts. Robbery is broken down into seven categories: Highway: robberies occurring on the streets, in alleys, outside of structures. Commercial House: hotels, motels, lodging houses, etc. Gas or Service Stations: sell gasoline and related products. Convenience Stores: neighborhood stores which specialize in the sale of consumable items. Residence: robberies occurring in a dwelling or on the premises. Banking Establishments - banks, savings & loan institutions, credit unions, etc. Miscellaneous: churches, temples, schools, union halls, government buildings, public transit systems, etc. |
| Serious Injury | personal injury is considered serious if there are broken bones, internal injuries, or if stitches are required. |
| Uniform Crime Reports | standardized reporting forms used by law enforcement officials to report criminal activity within their jurisdiction. |
| Uniform Crime Reporting System | official state repository of the Uniform Crime Reports and Incident Reporting forms and provides for the collection and dissemination of crime data. |
| Unlawful Entry | involves no force and is achieved by use of an unlocked door or window. The element of trespass is essential. |
| Urbanized Areas | incorporated or unincorporated places of 2,500 or more inhabitants. |
| Violent Crimes | index crimes which are offenses perpetrated against a person (or persons) with a high risk of injury or death to the victim. Crimes included in this category are homicide, rape, robbery, and assault. |

Total Index Crime

Total Index Crime is comprised of the Part I Offenses: Homicide, Rape, Robbery, Assault, Burglary, Larceny, Motor Vehicle Theft, and Arson.* Both offense and arrest data are collected for Part I crime.

Alabama Crime - 2008 Summary Offense Data

- There were **201,880** crimes reported in 2008, a **4%** increase over 2007.
- The crime rate for the state was **4,330.4** per 100,000 inhabitants.
- On a daily average, there were **553** Part I offenses reported.
- The total property value stolen in 2008 was **\$250,195,952**; **15%** was recovered.
- There were **265** Law Enforcement Officers assaulted in 2008. On the average, less than one officer was assaulted per day in 2008. **66%** received serious injuries and **34%** received minimal or no injuries.

Total Crime Trends - 2004-2008

| Year | Total Crimes | Clearance | Clearance Rate |
|----------------|----------------|---------------|----------------|
| 2004 | 195,598 | 35,428 | 18% |
| 2005 | 188,550 | 34,934 | 19% |
| 2006 | 183,802 | 31,704 | 17% |
| 2007 | 194,610 | 35,939 | 19% |
| 2008 | 201,880 | 37,525 | 19% |
| Average | 192,888 | 35,106 | 18% |

*In order to keep crime statistics meaningful, Arson data will not be included in Part I totals or Property Crime totals. A separate section on Arson is included in this report.

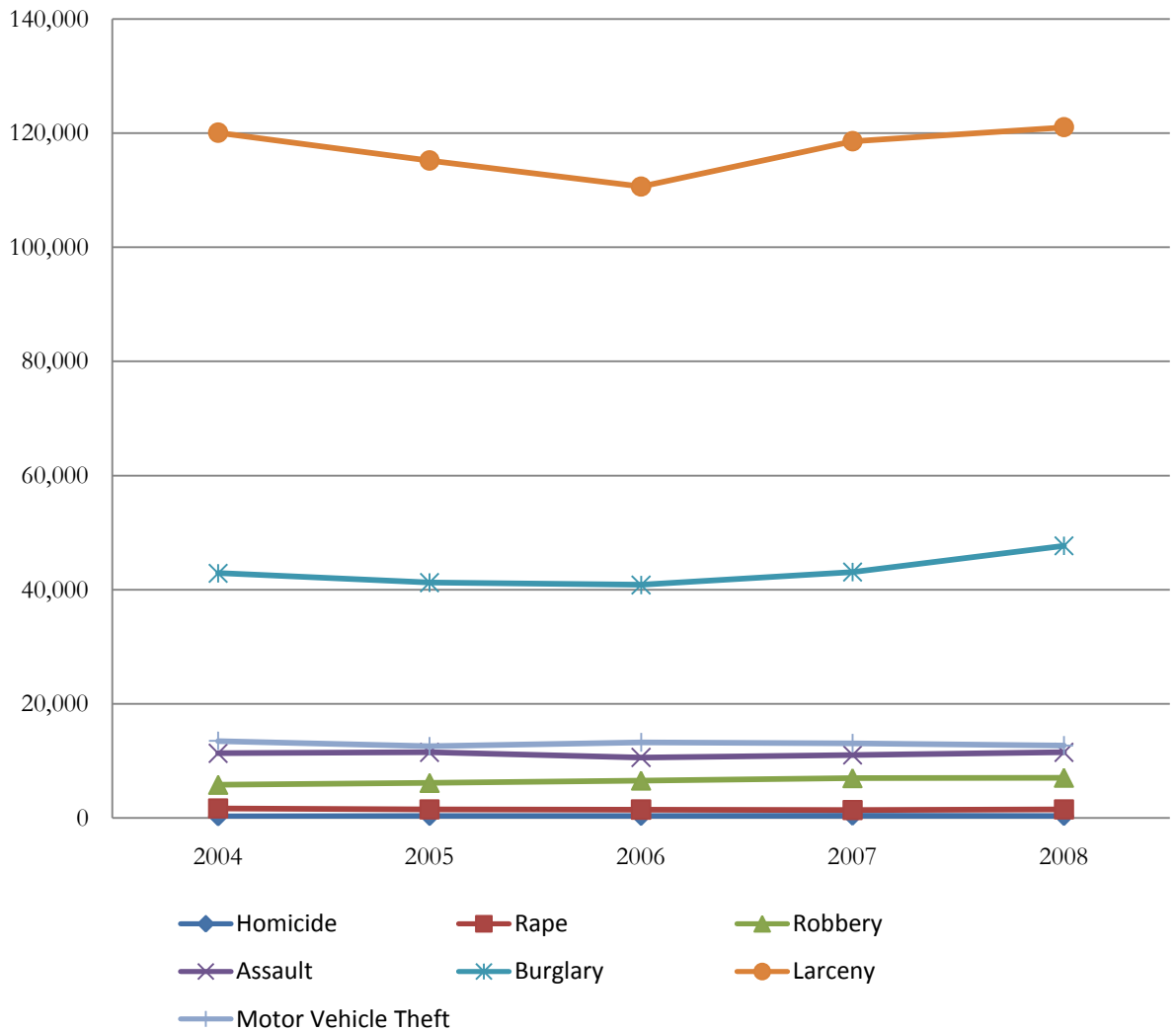
State of Alabama Crime Trends 2004 – 2008

| Offenses | Year | Number of Offenses | Percent Change | Rate/100,000 Population | Percent Change |
|-----------------|------|--------------------|----------------|-------------------------|----------------|
| Total | 2004 | 195,598 | 1% | 4,317.7 | 0% |
| | 2005 | 188,550 | -4% | 4,136.9 | -4% |
| | 2006 | 183,802 | -3% | 3,996.5 | -3% |
| | 2007 | 194,610 | 6% | 4,205.2 | 5% |
| | 2008 | 201,880 | 4% | 4,330.4 | 3% |
| Property | 2004 | 176,497 | 1% | 3,896.0 | 0% |
| | 2005 | 169,064 | -4% | 3,709.3 | -5% |
| | 2006 | 164,810 | -3% | 3,583.6 | -3% |
| | 2007 | 174,802 | 6% | 3,777.2 | 5% |
| | 2008 | 181,434 | 4% | 3,891.8 | 3% |
| Violent | 2004 | 19,101 | 3% | 421.6 | 2% |
| | 2005 | 19,486 | 2% | 427.5 | 1% |
| | 2006 | 18,992 | -3% | 413.0 | -3% |
| | 2007 | 19,808 | 4% | 428.0 | 4% |
| | 2008 | 20,446 | 3% | 438.6 | 3% |
| Homicide | 2004 | 282 | -5% | 6.2 | -6% |
| | 2005 | 331 | 17% | 7.3 | 17% |
| | 2006 | 353 | 7% | 7.7 | 5% |
| | 2007 | 391 | 11% | 8.5 | 10% |
| | 2008 | 342 | -13% | 7.3 | -14% |
| Rape* | 2004 | 1,665 | 7% | 70.7 | 6% |
| | 2005 | 1,515 | -9% | 63.9 | -10% |
| | 2006 | 1,472 | -3% | 61.6 | -4% |
| | 2007 | 1,408 | -4% | 58.5 | -5% |
| | 2008 | 1,524 | 8% | 62.9 | 8% |
| Robbery | 2004 | 5,819 | 1% | 128.5 | 0% |
| | 2005 | 6,151 | 6% | 135.0 | 5% |
| | 2006 | 6,564 | 7% | 142.7 | 6% |
| | 2007 | 6,990 | 6% | 151.0 | 6% |
| | 2008 | 7,067 | 1% | 151.6 | 1% |
| Assault | 2004 | 11,335 | 3% | 250.2 | 3% |
| | 2005 | 11,489 | 1% | 252.0 | 1% |
| | 2006 | 10,603 | -8% | 230.5 | -9% |
| | 2007 | 11,019 | 4% | 238.1 | 3% |
| | 2008 | 11,513 | 5% | 247.0 | 4% |
| Burglary | 2004 | 42,915 | 4% | 947.3 | 4% |
| | 2005 | 41,266 | -4% | 905.4 | -4% |
| | 2006 | 40,866 | -1% | 888.6 | -2% |
| | 2007 | 43,114 | 6% | 931.6 | 5% |
| | 2008 | 47,698 | 11% | 1023.1 | 10% |
| Larceny | 2004 | 120,087 | 0% | 2,650.8 | -1% |
| | 2005 | 115,223 | -4% | 2,528.0 | -5% |
| | 2006 | 110,678 | -4% | 2,406.6 | -5% |
| | 2007 | 118,581 | 7% | 2,562.3 | 7% |
| | 2008 | 121,038 | 2% | 2,596.3 | 1% |

| | | | | | |
|-----|------|--------|-----|-------|-----|
| MVT | 2004 | 13,495 | -6% | 297.9 | -7% |
| | 2005 | 12,575 | -7% | 275.9 | -7% |
| | 2006 | 13,266 | 6% | 288.5 | 5% |
| | 2007 | 13,107 | -1% | 283.2 | -2% |
| | 2008 | 12,698 | -3% | 272.4 | -4% |

* Rape rates are based on female population.

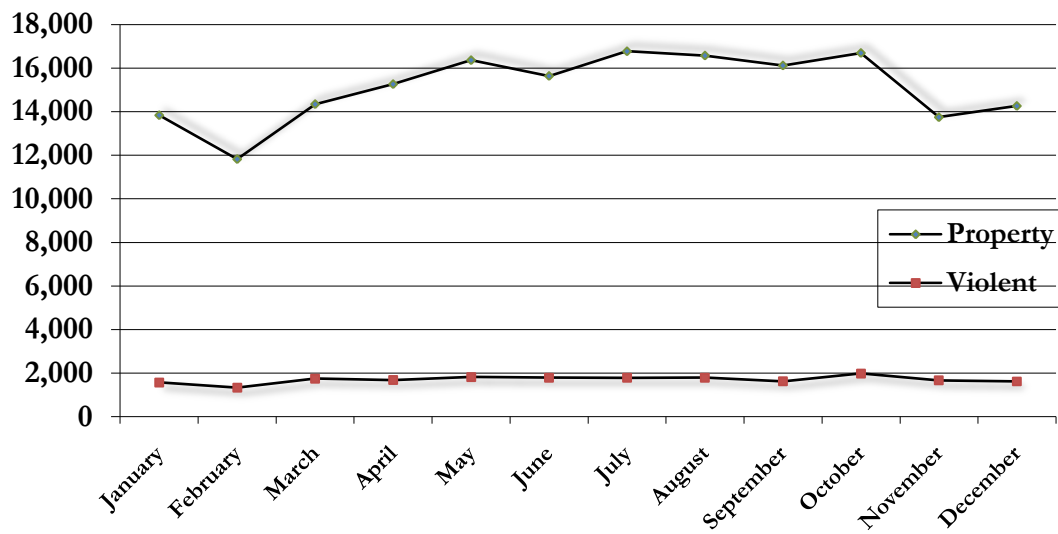
Part I Crime Trends 2004 - 2008



Monthly Trend of Offenses 2008

| Month | Total | Violent | Property |
|--------------|----------------|---------------|----------------|
| January | 15,409 | 1,572 | 13,837 |
| February | 13,158 | 1,336 | 11,822 |
| March | 16,096 | 1,750 | 14,346 |
| April | 16,949 | 1,685 | 15,264 |
| May | 18,187 | 1,824 | 16,363 |
| June | 17,433 | 1,795 | 15,638 |
| July | 18,556 | 1,786 | 16,770 |
| August | 18,370 | 1,794 | 16,576 |
| September | 17,743 | 1,624 | 16,119 |
| October | 18,676 | 1,984 | 16,692 |
| November | 15,418 | 1,673 | 13,745 |
| December | 15,885 | 1,623 | 14,262 |
| Total | 201,880 | 20,446 | 181,434 |

Monthly Trend of Offenses 2008



Clearance and Arrest Data

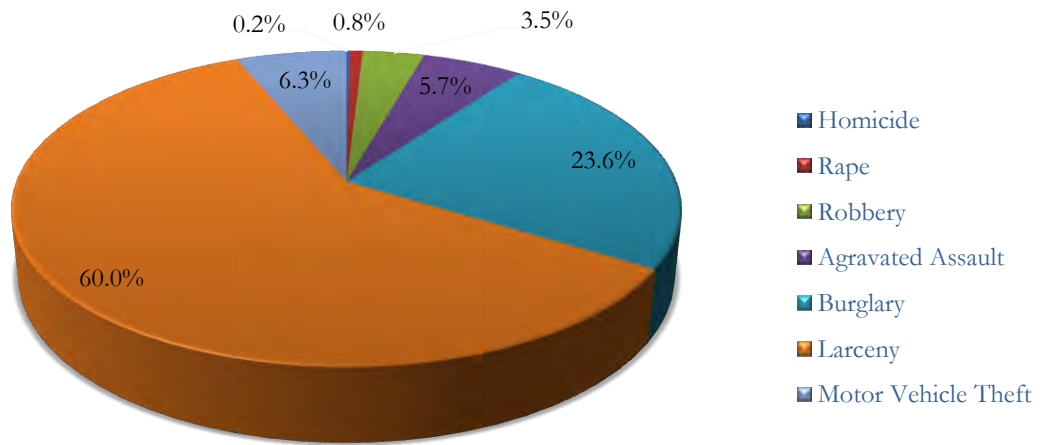
- There were **37,525** clearances in 2008, providing a clearance rate of **19%**.
- A total of **33,201** persons were arrested for Part I offenses.* Part I arrests made up **14%** of all arrests in Alabama in 2008.
- Juveniles made up **14%** of the Part I arrests, males made up **67%** of persons arrested for Part I offenses, **51%** of those arrested for Part I offenses were black and **49%** were white.
- A total of **198,881** people were arrested for Part II offenses; **5%** of Part II arrests were juveniles. Males made up **75%** of Part II arrests. Whites made up **56%** and blacks, **44%** of Part II arrests.
- A total of **18,346** people were arrested for narcotic drug violations. **9%** were for sale and **91%** for possession. **94%** were adult and **6%** juvenile.
- There were **34,785** people arrested for alcohol violations: **47%** were arrested for driving under the influence; **19%** were arrested for liquor law violations; and **34%** for public drunkenness. **97%** of the alcohol arrests were adults and **3%** were juveniles.

Offenses and Clearances

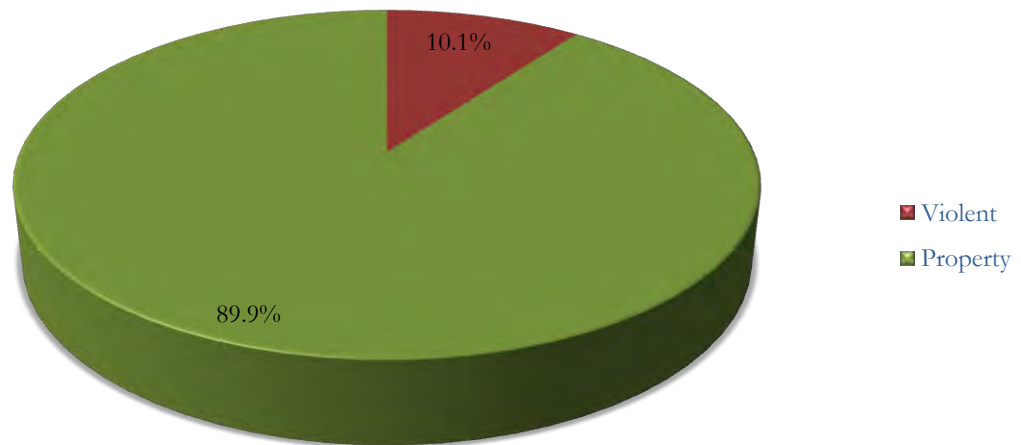
| | Offense | Clearance | Clearance Rate |
|---------------------|----------------|---------------|----------------|
| Homicide | 342 | 228 | 67% |
| Rape | 1,524 | 552 | 36% |
| Robbery | 7,067 | 2,252 | 32% |
| Aggravated Assault | 11,513 | 4,469 | 39% |
| Burglary | 47,698 | 5,134 | 11% |
| Larceny Theft | 121,038 | 22,743 | 19% |
| Motor Vehicle Theft | 12,698 | 2,147 | 17% |
| Total | 201,880 | 37,525 | 19% |
| Violent | 20,446 | 7,501 | 37% |
| Property | 181,434 | 30,024 | 17% |

*Does not include Arson arrests.

Part I Offenses - 2008 (By Crime)



Part I Offenses - 2008 (By Crime Type)



Total Part I Arrests by Age 2008

| Offense | Age of Arrestee | | | | | | | | | | | | | | | | | Total |
|--------------|-----------------|--------------|--------------|--------------|--------------|--------------|--------------|--------------|--------------|--------------|--------------|--------------|--------------|--------------|------------|------------|------------|---------------|
| | <18 | 18 | 19 | 20 | 21 | 22 | 23 | 24 | 25-29 | 30-34 | 35-39 | 40-44 | 45-49 | 50-54 | 55-59 | 60-64 | >64 | |
| Homicide | 18 | 12 | 22 | 20 | 17 | 16 | 21 | 14 | 79 | 32 | 35 | 32 | 14 | 9 | 10 | 5 | 5 | 361 |
| Rape | 34 | 28 | 25 | 25 | 19 | 22 | 16 | 19 | 51 | 52 | 36 | 38 | 18 | 9 | 5 | 2 | 2 | 401 |
| Robbery | 382 | 216 | 200 | 176 | 149 | 96 | 84 | 81 | 335 | 171 | 127 | 94 | 66 | 39 | 16 | 1 | 2 | 2,235 |
| Assault | 357 | 182 | 209 | 178 | 208 | 167 | 199 | 132 | 683 | 497 | 399 | 339 | 272 | 181 | 111 | 55 | 58 | 4,227 |
| Burglary | 793 | 374 | 347 | 295 | 239 | 207 | 143 | 130 | 583 | 377 | 345 | 272 | 199 | 118 | 42 | 12 | 11 | 4,487 |
| Larceny | 2,897 | 1,269 | 1,210 | 1,018 | 834 | 853 | 704 | 680 | 2,776 | 2,006 | 1,765 | 1,603 | 1,293 | 812 | 363 | 153 | 103 | 20,339 |
| MVT | 149 | 51 | 76 | 36 | 35 | 50 | 51 | 34 | 169 | 121 | 129 | 105 | 81 | 38 | 17 | 6 | 3 | 1,151 |
| Arson | 31 | 4 | 5 | 5 | 12 | 5 | 2 | 5 | 15 | 10 | 14 | 12 | 13 | 7 | 5 | 2 | 1 | 148 |
| Total | 4,661 | 2,154 | 2,113 | 1,773 | 1,534 | 1,438 | 1,243 | 1,119 | 4,691 | 3,266 | 2,850 | 2,495 | 1,956 | 1,213 | 569 | 236 | 185 | 33,349 |

Property Crime

Property Crime is comprised of Burglary, Larceny, Motor Vehicle Theft, and Arson.* These crimes are designated as non-violent crimes because they lack the aspect of force and/or bodily harm to the victim(s).

Property Crime Summary 2008

- In 2008 there were **181,434** property crimes reported. This is a **4%** increase over 2007. Property crime makes up **90%** of the total Index offenses.
- The property crime rate was **3,891.8** per 100,000 inhabitants. On the average there were **497.1** property crimes reported per day.
- A total of **30,024** property crimes were cleared in 2008 for a **17%** clearance rate.
- In 2008, **25,977** people were arrested for property crimes: **85%** were adults; **53%** were white; and **63%** were males.
- Total property value stolen in 2008 was **\$250,195,952**; **15%** was recovered.

Property Crime Trends 2004-2008

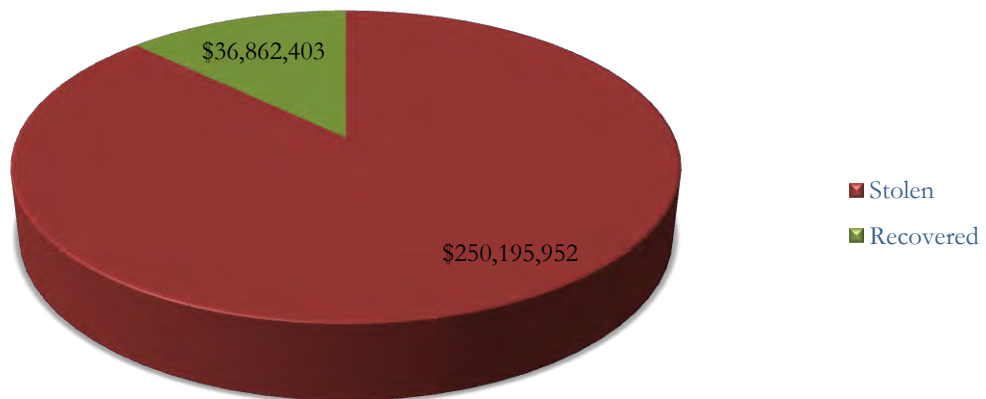
| Year | Property Crimes | Clearance | Clearance Rate |
|----------------|-----------------|---------------|----------------|
| 2004 | 176,497 | 27,941 | 16% |
| 2005 | 169,064 | 27,543 | 16% |
| 2006 | 164,810 | 24,674 | 15% |
| 2007 | 174,802 | 28,505 | 16% |
| 2008 | 181,434 | 30,024 | 17% |
| Average | 173,321 | 27,737 | 16% |

*Arson totals are not included in Property Crime totals. A separate section on Arson is included in this report.

Value of Property Stolen and Recovered 2008

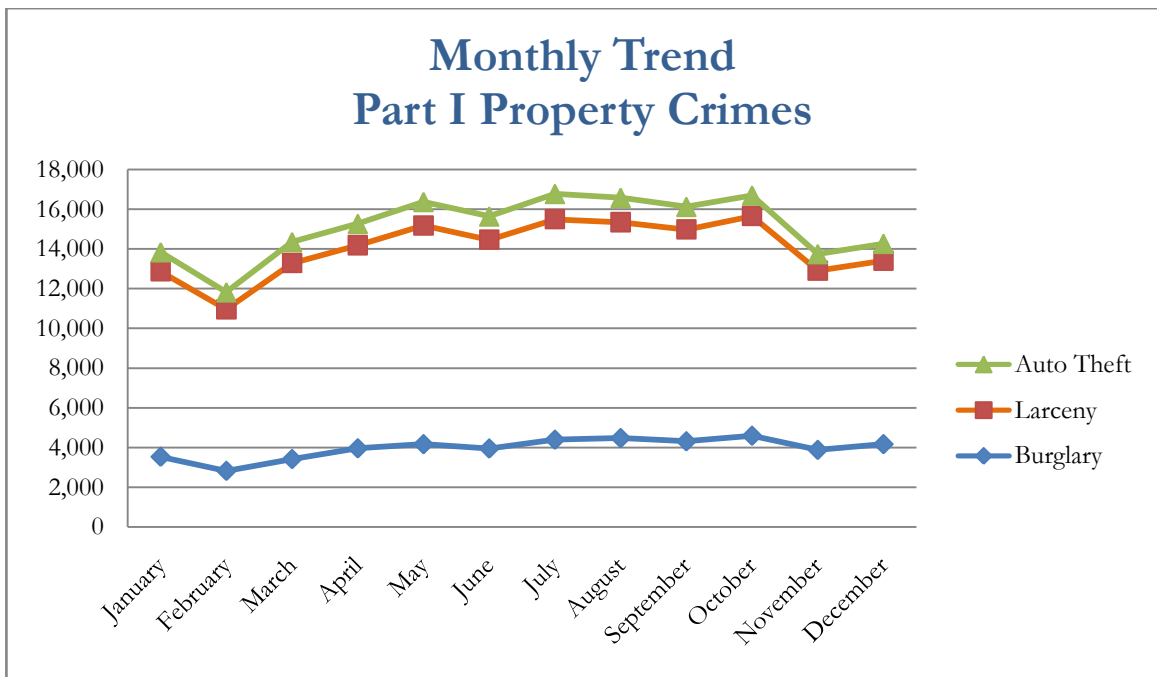
| Type of Property | Value Stolen | Value Recovered | Percent Recovered |
|-------------------------|----------------------|---------------------|-------------------|
| Currency | \$22,614,462 | \$742,508 | 3% |
| Jewelry | 21,262,803 | 1,137,821 | 5% |
| Clothing, Furs | 3,669,812 | 549,026 | 15% |
| Locally Stolen Vehicles | 79,412,985 | 27,715,979 | 35% |
| Office Equipment | 4,713,399 | 168,343 | 4% |
| Electronics | 28,471,171 | 1,079,449 | 4% |
| Firearms | 4,549,854 | 311,400 | 7% |
| Household Goods | 6,135,180 | 200,049 | 3% |
| Consumable Goods | 2,462,512 | 511,392 | 21% |
| Livestock | 362,517 | 11,238 | 3% |
| Miscellaneous | 76,541,257 | 4,435,198 | 6% |
| Total | \$250,195,952 | \$36,862,403 | 15% |

Value of Property Stolen and Recovered 2008



Monthly Trend of Property Crime 2008

| Month | Burglary | Larceny | Auto Theft |
|--------------|---------------|----------------|---------------|
| January | 3,537 | 9,329 | 971 |
| February | 2,823 | 8,132 | 867 |
| March | 3,420 | 9,867 | 1,059 |
| April | 3,961 | 10,221 | 1,082 |
| May | 4,170 | 11,011 | 1,182 |
| June | 3,952 | 10,513 | 1,173 |
| July | 4,395 | 11,108 | 1,267 |
| August | 4,477 | 10,868 | 1,231 |
| September | 4,315 | 10,668 | 1,136 |
| October | 4,595 | 11,062 | 1,035 |
| November | 3,881 | 9,026 | 838 |
| December | 4,172 | 9,233 | 857 |
| Total | 47,698 | 121,038 | 12,698 |



Violent Crime

Violent Crime is comprised of Homicide, Rape, Robbery, and Assault. These crimes are designated as Violent Crimes because they are offenses perpetrated against a person (or persons) with a high risk of injury or death to the victim.

Violent Crime Summary 2008

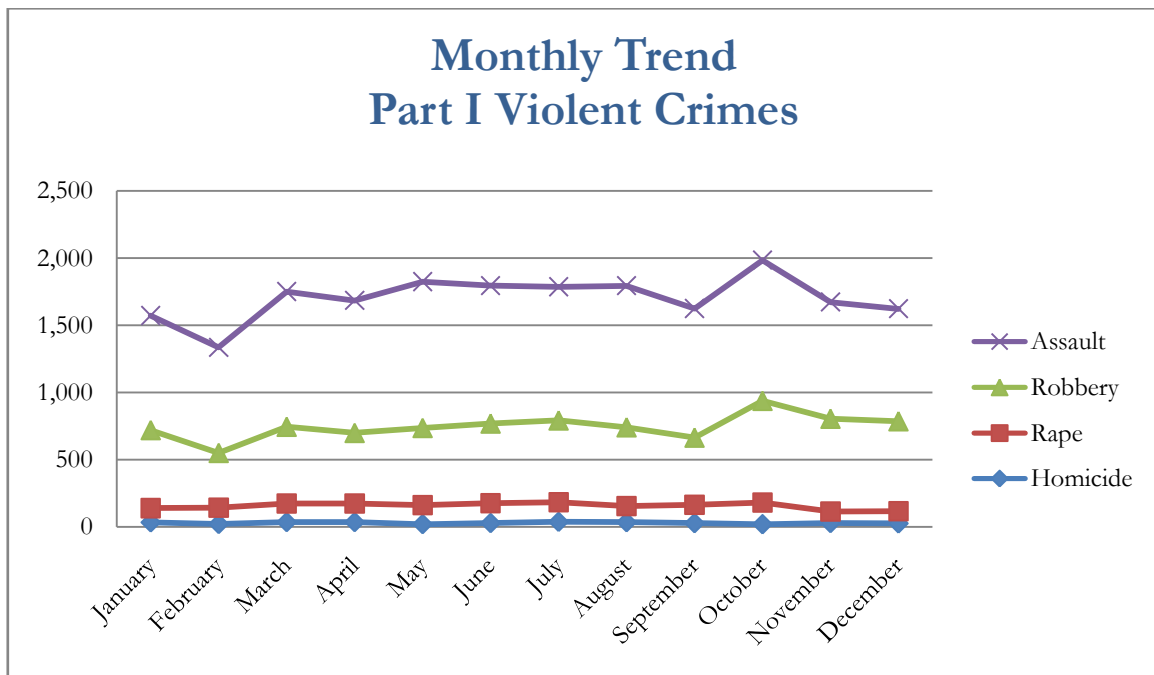
- There were **20,446** Violent Crimes reported in 2008, a **3%** increase over 2007. Violent crime makes up **10%** of the total Index offenses.
- The violent crime rate was **438.6** per 100,000 inhabitants.
- On the average, there were **56.0** violent crimes reported per day.
- There were **7,501** violent crimes cleared in 2008 for a **37%** clearance rate.
- In 2008, **7,224** people were arrested for Violent Crimes: **89%** were adults; **34%** were white; and, **83%** were male.

Violent Crime Trends 2004-2008

| Year | Violent Crimes | Clearance | Clearance Rate |
|----------------|-----------------------|------------------|-----------------------|
| 2004 | 19,101 | 7,487 | 39% |
| 2005 | 19,486 | 7,391 | 38% |
| 2006 | 18,922 | 7,030 | 37% |
| 2007 | 19,808 | 7,434 | 38% |
| 2008 | 20,446 | 7,501 | 37% |
| Average | 19,553 | 7,369 | 38% |

Monthly Trend of Violent Crime 2008

| Month | Homicide | Rape | Robbery | Assault |
|--------------|------------|--------------|--------------|---------------|
| January | 33 | 105 | 581 | 853 |
| February | 21 | 120 | 408 | 787 |
| March | 35 | 138 | 571 | 1006 |
| April | 35 | 138 | 525 | 987 |
| May | 20 | 140 | 575 | 1089 |
| June | 28 | 146 | 594 | 1027 |
| July | 37 | 145 | 609 | 995 |
| August | 34 | 120 | 586 | 1054 |
| September | 27 | 136 | 500 | 961 |
| October | 19 | 161 | 757 | 1047 |
| November | 28 | 85 | 691 | 869 |
| December | 25 | 90 | 670 | 838 |
| Total | 342 | 1,524 | 7,067 | 11,513 |



Homicide

Murder and non-negligent manslaughter is the willful (non-negligent) killing of one human being by another. Not included in the count for this offense classification are deaths caused by negligence, suicide, accident, justifiable homicides which are the killings of felons by law enforcement officers in the line of duty or by private citizens; and attempts to murder or assaults to murder, which are scored as aggravated assaults.

- There were **342** homicides in Alabama in 2008 representing a **13%** decrease from 2007.
- The homicide rate was **7.3** per 100,000 inhabitants, with an average of **1.0** homicide per day. **228** homicides were cleared for a **67%** clearance rate.
- There were **361** persons arrested for homicide: **5%** were juveniles; **87%** were males; and **31%** were white.
- The age group with the greatest number of homicide victims was 20-28, comprising **26%** of the homicide victims. **46%** had black victims and black offenders; **15%** had white victims and white offenders, **3%** black victim and white offender, **6%** white victim and black offender, and in **30%**, the race of the offender was unknown.
- Handguns were used in **70%** of all homicides, knives in **7%**, hands, fists or feet in **5%**, and other firearms, such as rifles and shotguns, in **6%**.
- **21%** of homicide victims were related to the offender, and **23%** were acquainted with the offender. **16%** of the victims were killed by strangers and in **40%** the relationship was unknown. In **4%** of all homicides the victim and offender were boyfriend/girlfriend, and **10%** of all homicides were domestic in 2008.
- **15%** of the homicides were a result of an argument, **23%** of the homicides occurred during the commission of a felony, and in **62%** of the homicides the circumstances were unknown.
- **18%** of all homicides occurred on a Sunday. **56%** occurred at a residence while **21%** occurred on a highway, street or in an alley.

Homicide 2008
Sex/Race of Victims and Offenders

| Victim | Offender | | | | | | | % By Victim |
|---------------|-----------------|------------|------------|-------------|--------------|--------------|-----------|--------------------|
| | White Male | Black Male | Asian Male | Indian Male | White Female | Black Female | Unknown | |
| White Male | 28 | 18 | 0 | 0 | 4 | 0 | 22 | 21% |
| Black Male | 9 | 127 | 0 | 0 | 0 | 4 | 54 | 57% |
| Asian Male | 0 | 0 | 1 | 0 | 0 | 0 | 0 | 0% |
| Indian Male | 0 | 0 | 0 | 0 | 1 | 0 | 0 | 0% |
| Unknown | 0 | 3 | 0 | 0 | 1 | 0 | 2 | 2% |
| White Female | 18 | 2 | 0 | 0 | 0 | 0 | 12 | 9% |
| Black Female | 0 | 23 | 0 | 0 | 0 | 3 | 9 | 10% |
| Asian Female | 0 | 0 | 0 | 0 | 0 | 0 | 0 | 0% |
| Indian Female | 1 | 0 | 0 | 0 | 0 | 0 | 0 | 0% |
| Total | 56 | 173 | 1 | 0 | 6 | 7 | 99 | 342 |
| % By Offender | 16% | 51% | 0% | 0% | 2% | 2% | 29% | 100% |

There were **28** juvenile homicide victims in 2008. **7** juvenile victims were children under the age of 5 years old.

Homicide Trends 2004-2008

| Year | Homicides | Clearance | Clearance Rate |
|----------------|------------------|------------------|-----------------------|
| 2004 | 282 | 157 | 56% |
| 2005 | 331 | 220 | 66% |
| 2006 | 353 | 232 | 66% |
| 2007 | 391 | 245 | 63% |
| 2008 | 342 | 228 | 67% |
| Average | 340 | 216 | 64% |

Rape

Rape is the carnal knowledge of a female through force or the threat of force, includes attempts.*

- **1,524** rapes were reported in Alabama in 2008. This is an **8%** increase over 2007.
- The rape rate was **62.9** per 100,000 females.
- **552** rapes were cleared for a **36%** clearance rate.
- On the average, there were **4** rapes reported per day in 2008.
- **401** males were arrested for rape with **8%** being juveniles. White males made up **50%** of rape arrests. **28.3** is the average age of the rape offender with a range from 11 to 73 years.
- **21.9** is the average age of the rape victim with a range from 1 to 90 years. **57%** of the rape victims in Alabama were white females; **38%** were black females, and **5%** were other or unknown. **32%** of all rape victims were 13, 14, 15, and 16-year-olds.
- In **73%** of the rapes, the victim and offender knew or were related to each other; in **7%** the victim and offender were strangers; and in **20%** the relationship was unknown.
- **32%** of the rapes involved a white victim and white offender; **11%** a white victim and black offender; **31%** a black victim and black offender; **2%** a black victim and white offender. In **24%** the race of the offender was unknown or other.
- In **81%** of the rapes, hand, fists and/or verbal threats were used to exert force upon a victim; guns were used in **6%**, and knives in **3%** of the rapes.
- **33%** of the rapes occurred in the victim's residence; **16%** in the offender's residence; **4%** in the offender's vehicle; and **5%** at the residence of a friend or relative of the victim or the offender. **21%** of rapes occurred on a Saturday and **17%** on a Friday.
- **79%** of victims reported no other injuries from the rape and **52%** submitted to a medical exam.

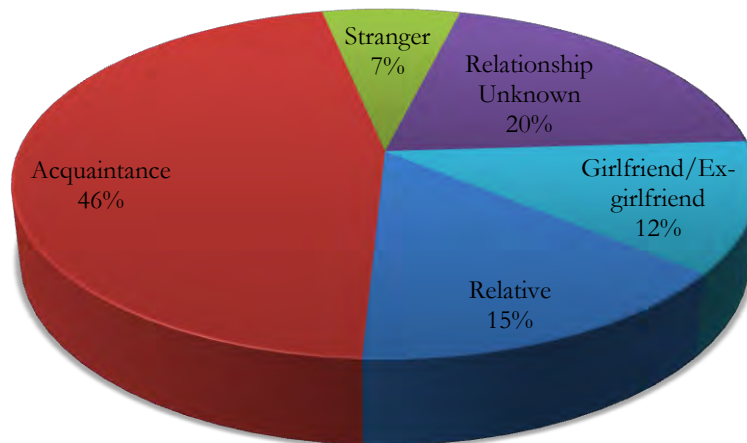
2008 Rape Data - Victim/Offender by Race

| Victim | Offender | | | | Total By Victim |
|--------------------------|------------|------------|------------|------------|-----------------|
| | White Male | Black Male | Other Male | Unknown | |
| White Female | 491 | 163 | 10 | 210 | 57% |
| Black Female | 21 | 470 | 0 | 85 | 38% |
| Other Female | 3 | 3 | 2 | 0 | 1% |
| Unknown Female | 0 | 6 | 0 | 60 | 4% |
| Total by Offender | 515 | 642 | 12 | 355 | 1,524 |
| % By Offender | 34% | 42% | 1% | 23% | 100% |

Relationship of Victim to Offender

| Relationship | Number | % of Total |
|--------------------------|-------------|-------------|
| Relative | 224 | 15% |
| Acquaintance | 700 | 46% |
| Stranger | 109 | 7% |
| Relationship Unknown | 307 | 20% |
| Girlfriend/Ex-girlfriend | 184 | 12% |
| Total | 1524 | 100% |

Relationship of Rape Victim to Offender



Rape Trends 2004-2008

| Year | Rapes | Clearance | Clearance Rate |
|----------------|--------------|------------------|---------------------------|
| 2004 | 1,665 | 707 | 42% |
| 2005 | 1,515 | 580 | 38% |
| 2006 | 1,472 | 551 | 37% |
| 2007 | 1,408 | 509 | 36% |
| 2008 | 1,524 | 552 | 36% |
| Average | 1,517 | 580 | 38% |

Robbery

Robbery is the stealing or taking anything of value from the care, custody, or control of a person, in his presence, by force or by threat of force, includes attempts.

- There were **7,067** robberies reported in 2008, a **1%** increase over 2007.
- The robbery rate was **151.6** per 100,000 inhabitants. On the average, there were **19.4** robberies reported per day in 2008.
- There were **2,252** robberies cleared for a **32%** clearance rate.
- **2,235** persons were arrested for robbery: **17%** were juveniles; **22%** were white; and **89%** were males.
- In **64%** of the robberies a firearm was used; **22%** were strong arm; in **5%** a knife or cutting instrument was used; and in **9%** other dangerous weapons were used. In **84%** of the robberies the victim was not injured.
- **17%** occurred on a Saturday, and **16%** on a Friday. **19%** occurred on a highway, street or in an alley; **27%** at a residence; **12%** in a parking lot; **10%** at a convenience store; **11%** at another commercial establishment; **4%** at a service station; **2%** at a bank; and **15%** on all other premises.

Robbery Trends 2004-2008

| Year | Robbery | Clearance | Clearance Rate |
|----------------|----------------|------------------|-----------------------|
| 2004 | 5,819 | 1,874 | 32% |
| 2005 | 6,151 | 1,777 | 29% |
| 2006 | 6,564 | 2,009 | 31% |
| 2007 | 6,990 | 2,217 | 32% |
| 2008 | 7,067 | 2,252 | 32% |
| Average | 6,518 | 2,026 | 31% |

Assault

Assault is the unlawful attack by one person upon another for the purpose of inflicting severe bodily injury, includes attempts.

- There were **11,513** aggravated assaults reported in 2008 for a **5%** increase over 2007.
- There were **247.0** assaults per 100,000 inhabitants. On the average, there were **31.5** assaults reported per day. **4,469** assaults were cleared for a **39%** clearance rate.
- **4,227** people were arrested for aggravated assaults in 2008: **9%** were juvenile, **79%** were male and **39%** were white.
- **36%** of the assaults were a result of firearms; **20%** other dangerous weapons; **16%** knives; and, **28%** hands and fists. **47%** of the victims were injured.
- In **39%** of the assaults the victim was a friend or acquaintance of the offender; in **22%** the victim and offender were family; **6%** were strangers; **9%** were boyfriend/girlfriend; and in **24%** the relationship was unknown.
- **59%** occurred at a residence and **19%** occurred on a street, highway, or alley. **6%** occurred in a parking lot, **5%** at a commercial establishment, and **2%** occurred at a school. **19%** occurred on a Saturday, and **16%** on a Sunday.

Assault Trends 2004-2008

| Year | Assaults | Clearance | Clearance Rate |
|----------------|---------------|--------------|----------------|
| 2004 | 11,335 | 4,749 | 42% |
| 2005 | 11,489 | 4,814 | 42% |
| 2006 | 10,603 | 4,238 | 40% |
| 2007 | 11,019 | 4,463 | 41% |
| 2008 | 11,513 | 4,469 | 39% |
| Average | 11,192 | 4,547 | 41% |

Burglary

Burglary is the unlawful entry of a structure to commit a felony or a theft, includes forcible entry, unlawful entry and attempted forcible entry.

- There were **47,698** burglaries reported in 2008, an **11%** increase over 2007.
- There were **1,023.1** burglaries per 100,000 inhabitants. On the average, there were **130.7** burglaries reported per day.
- **5,134** burglaries were cleared for an **11%** clearance rate.
- **4,487** persons were arrested for burglary: **18%** juveniles; **91%** males; and **47%** white.
- **72%** of the burglaries were forcible entry, **26%** were unlawful entries, and **2%** were attempted forcible entry. In **61%** of burglaries the point of entry was a door; in **20%** a window; and in **19%** the point of entry was other.
- There were **34,033** residential burglaries with **39%** being at night, and **61%** during the day. There were **13,665** non-residential burglaries with **54%** being at night, and **46%** during the day. **17%** of all burglaries occurred on a Friday while **15%** occurred on a Monday or a Wednesday.

Burglary Trends 2004-2008

| Year | Total Crimes | Clearance | Clearance Rate |
|----------------|---------------------|------------------|-----------------------|
| 2004 | 42,915 | 4,700 | 11% |
| 2005 | 41,266 | 4,593 | 11% |
| 2006 | 40,866 | 4,270 | 11% |
| 2007 | 43,114 | 4,788 | 11% |
| 2008 | 47,698 | 5,134 | 11% |
| Average | 43,172 | 4,697 | 11% |

Larceny

Larceny is the unlawful taking or stealing of property or articles without the use of force, violence and fraud.

- **121,038** larcenies were reported in 2008 for a **2%** increase over 2007.
- The larceny rate was **2,596.3** per 100,000 inhabitants.
- **22,743** larcenies were cleared for an **19%** clearance rate. On the average, there were **331.6** larcenies reported per day.
- There were **20,339** persons arrested for larceny in 2008: **14%** were juveniles; **56%** were males, and **54%** were white.
- **20%** of the larcenies were thefts of items from motor vehicles; **12%** were shoplifting, and **12%** were theft of items from buildings.
- The value of total property stolen in larcenies was **\$101,812,180**, or an average of **\$841** per incident.
- **16%** of all larcenies occurred on a Friday, and **45%** occurred at a residence.

Larceny Trends 2004-2008

| Year | Total Crimes | Clearance | Clearance Rate |
|----------------|----------------|---------------|----------------|
| 2004 | 120,087 | 20,842 | 17% |
| 2005 | 115,223 | 20,631 | 18% |
| 2006 | 110,678 | 17,769 | 16% |
| 2007 | 118,581 | 21,143 | 18% |
| 2008 | 121,038 | 22,743 | 19% |
| Average | 117,121 | 20,626 | 18% |

Larceny by Type 2008

| Type of Larceny | Number | Value Stolen | Average/Incident |
|------------------------|----------------|----------------------|------------------|
| Pocket-picking | 430 | \$1,620,143 | \$3,767.77 |
| Purse-snatching | 301 | \$190,964 | \$ 634.43 |
| Shoplifting | 14,951 | \$3,721,139 | \$ 248.89 |
| From motor vehicles | 24,577 | \$12,965,868 | \$ 527.56 |
| Motor vehicle parts | 7,414 | \$3,449,023 | \$ 465.20 |
| Bicycles | 1,231 | \$205,404 | \$ 166.86 |
| From buildings | 14,137 | \$14,558,280 | \$1,029.80 |
| From coin-op machines | 187 | \$53,610 | \$ 286.68 |
| All other | 57,810 | \$65,047,749 | \$1,125.20 |
| Total Larcenies | 121,038 | \$101,812,180 | \$ 841.16 |

Larceny by Value Stolen 2008

| Type of Larceny | Number | Value Stolen | Average/Incident |
|------------------------|----------------|----------------------|------------------|
| Over \$200 | 51,807 | \$98,904,666 | \$1,909.10 |
| \$50 - \$200 | 23,677 | \$2,429,665 | \$ 102.62 |
| Under \$50 | 45,554 | \$477,849 | \$ 10.49 |
| Total Larcenies | 121,038 | \$101,812,180 | \$ 841.16 |

Motor Vehicle Theft

Motor Vehicle Theft is the unlawful taking or stealing of a motor vehicle, includes attempts.

- There were **12,698** motor vehicle thefts reported in 2008 for a **3%** decrease from 2007.
- The motor vehicle theft rate for Alabama in 2008 was **272.4** thefts for every 100,000 inhabitants. On the average, there were **34.8** motor vehicles stolen per day.
- A total of **2,147** motor vehicle thefts were cleared for a clearance rate of **17%**.
- A total of **1,151** people were arrested in 2008 for motor vehicle theft: **13%** were juveniles; **80%** were males; and, **53%** were white. **52%** of the juveniles arrested were below the legal driving age of 16.
- The dollar value resulting from locally stolen motor vehicles was **\$79,412,985**. The value recovered was **\$27,715,979** or **35%**.
- **16%** of motor vehicle thefts occurred on a Friday and **15%** on a Saturday; **56%** occurred at a residence.

Motor Vehicle Theft Trends 2004-2008

| Year | Total Crimes | Clearance | Clearance Rate |
|----------------|---------------|--------------|----------------|
| 2004 | 13,495 | 2,399 | 18% |
| 2005 | 12,575 | 2,319 | 18% |
| 2006 | 13,266 | 2,635 | 20% |
| 2007 | 13,107 | 2,574 | 20% |
| 2008 | 12,698 | 2,147 | 17% |
| Average | 13,028 | 2,415 | 19% |

Arson

Arson is the willful or malicious burning with or without intent to defraud, includes attempts. It should be noted that the hierarchy rule does not apply to arson, meaning that any offense(s) committed in conjunction with arson results in the most serious offense, as well as the arson incident, being reported to UCR.

- A total of **405** arsons were reported in 2008. This represents a **6%** increase over 2007. **76%** were structural arsons, **22%** were motor vehicles and other mobile property, and **2%** were other.
- There were **52** arsons cleared in 2008 for a **13%** clearance rate.
- On the average, there were **1.1** arsons reported per day.
- There were **148** people arrested for arson: **21%** were juveniles; **79%** were males; and **62%** were white.
- In **11%** of the structural arsons, the building was uninhabited or not normally in use.
- The total value of property damaged or destroyed by arson amounted to **\$6,170,494**. Structural arsons amounted to **\$5,320,124** for an average of **\$17,386** per incident. Arson of mobile property amounted to **\$849,200** in damages for an average of **\$9,332** per incident. Arson of other property caused **\$1170** in damages for an average of **\$146** per incident.

n

Arson Trends 2004-2008

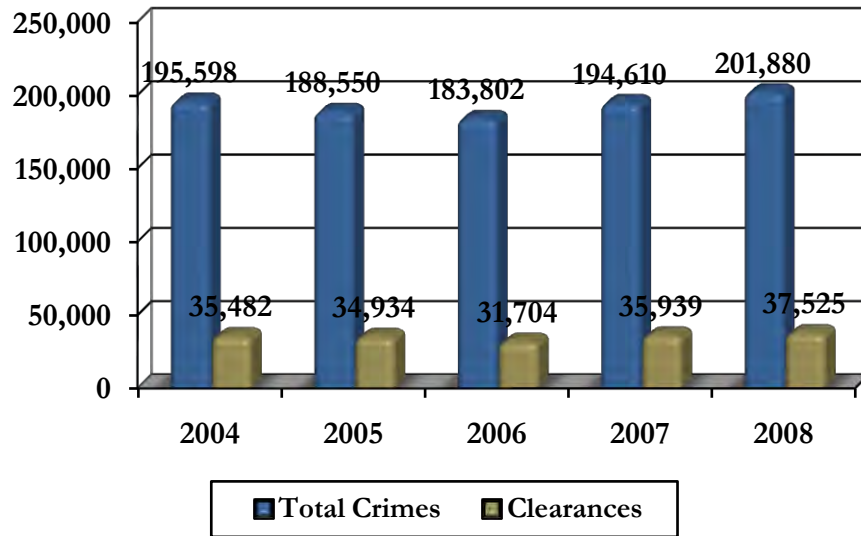
| Year | Total Crimes | Clearance | Clearance Rate |
|----------------|--------------|-----------|----------------|
| 2004 | 351 | 59 | 17% |
| 2005 | 296 | 37 | 13% |
| 2006 | 347 | 40 | 12% |
| 2007 | 381 | 40 | 11% |
| 2008 | 405 | 52 | 13% |
| Average | 356 | 46 | 13% |

2008 Arsons

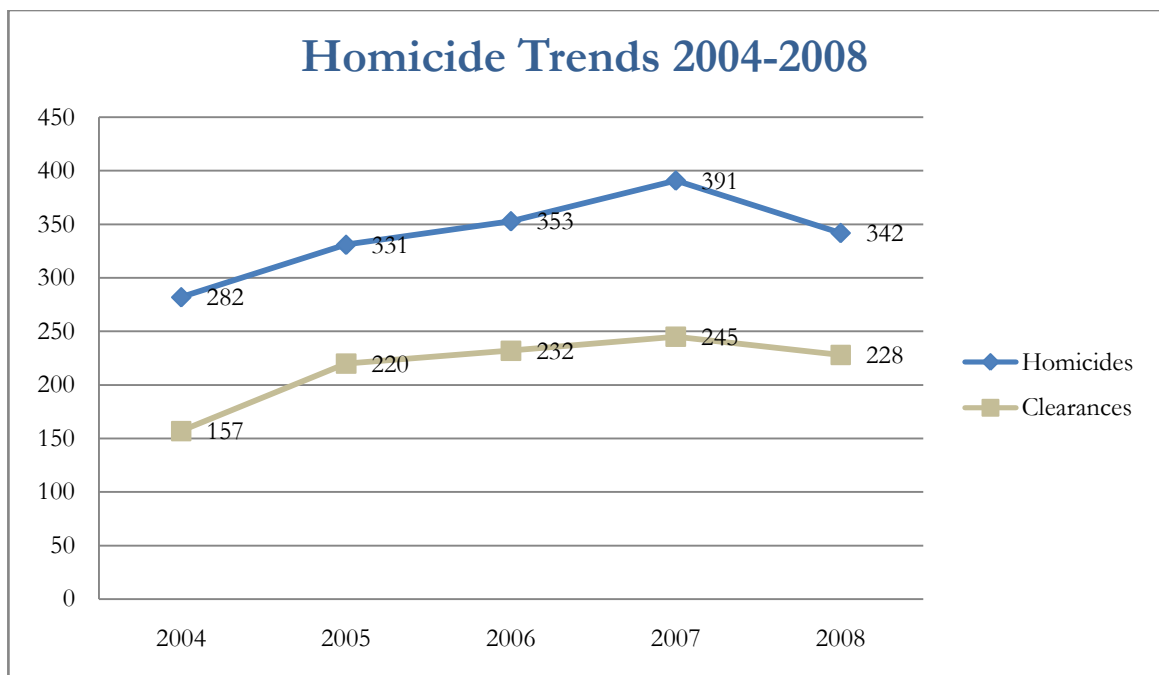
| Property Classification | Number of Actual Offenses (Includes Attempts) | Total Offenses Cleared by Arrest or Exceptional Means (Includes Column 3) | Number of Clearances Involving Only Persons Under 18 Years of Age | Offenses Where Structures Uninhabited, Abandoned, or not Normally in Use | Estimated Value of Property Damage |
|--|---|--|---|---|---------------------------------------|
| A. Single Occupancy Residential: Houses, Townhouses, Duplexes, etc. | 212 | 38 | 6 | 24 | \$3,152,160 |
| B. Other Residential: Apartments, Tenements, Flats, Hotels, Motels, Inns, Dormitories, Boarding Houses, etc. | 36 | 2 | 0 | 4 | \$258,700 |
| C. Storage: Barns, Garages, Warehouses, etc. | 11 | 3 | 3 | 2 | \$25,500 |
| D. Industrial/Manufacturing | 2 | 0 | 0 | 0 | \$35,000 |
| E. Other Commercial: Stores, Restaurants, Offices, etc. | 26 | 0 | 0 | 1 | \$1,740,500 |
| F. Community/Public: Churches, Jails, Schools, Colleges, Hospitals, etc. | 13 | 4 | 4 | 0 | \$44,764 |
| G. All Other Structure: Out Buildings, Monuments, Buildings Under Construction, etc. | 6 | 0 | 0 | 1 | \$63,500 |
| Total Structure | 306 | 47 | 13 | 32 | \$5,320,124 |
| H. Motor Vehicles: Automobiles, Trucks, Buses, Motorcycles, etc. | 73 | 1 | 0 | 0 | \$686,200 |
| I. Other Mobile Property: Trailers, Recreational Vehicles, Airplanes, Boats, etc. | 18 | 3 | 1 | 3 | \$163,000 |
| Total Mobile | 91 | 4 | 1 | 3 | \$849,200 |
| J. TOTAL OTHER Crops, Timber, Fences, Signs, etc. | 8 | 1 | 1 | 3 | \$1,170 |
| Grand Total | 405 | 52 | 15 | 38 | \$6,170,494 |

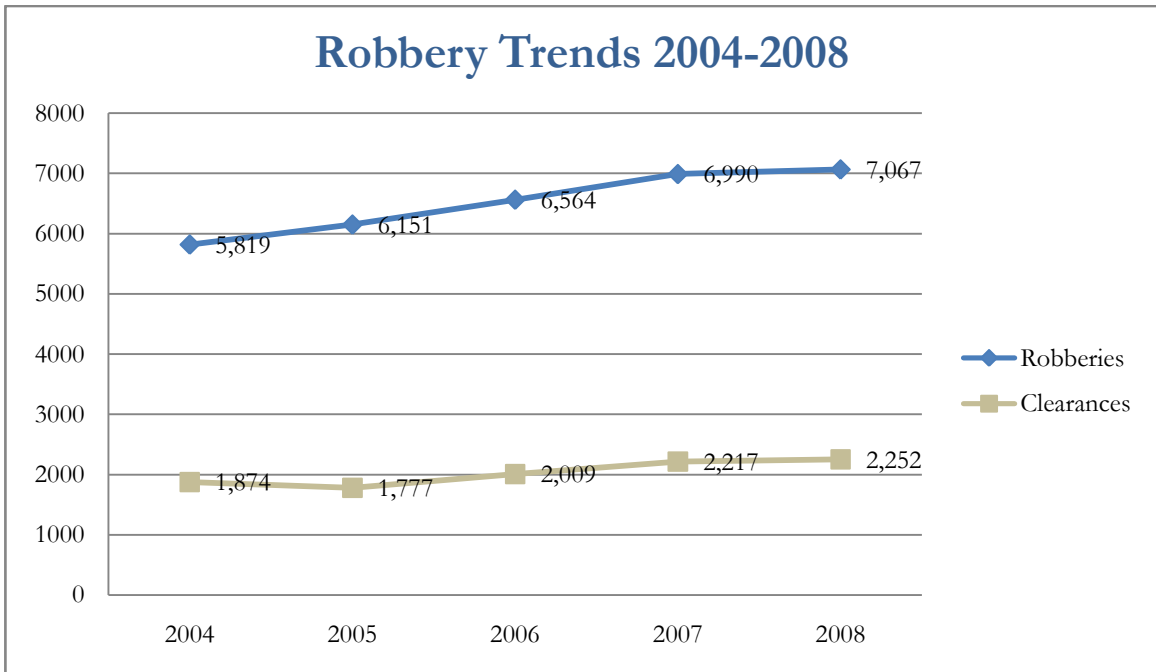
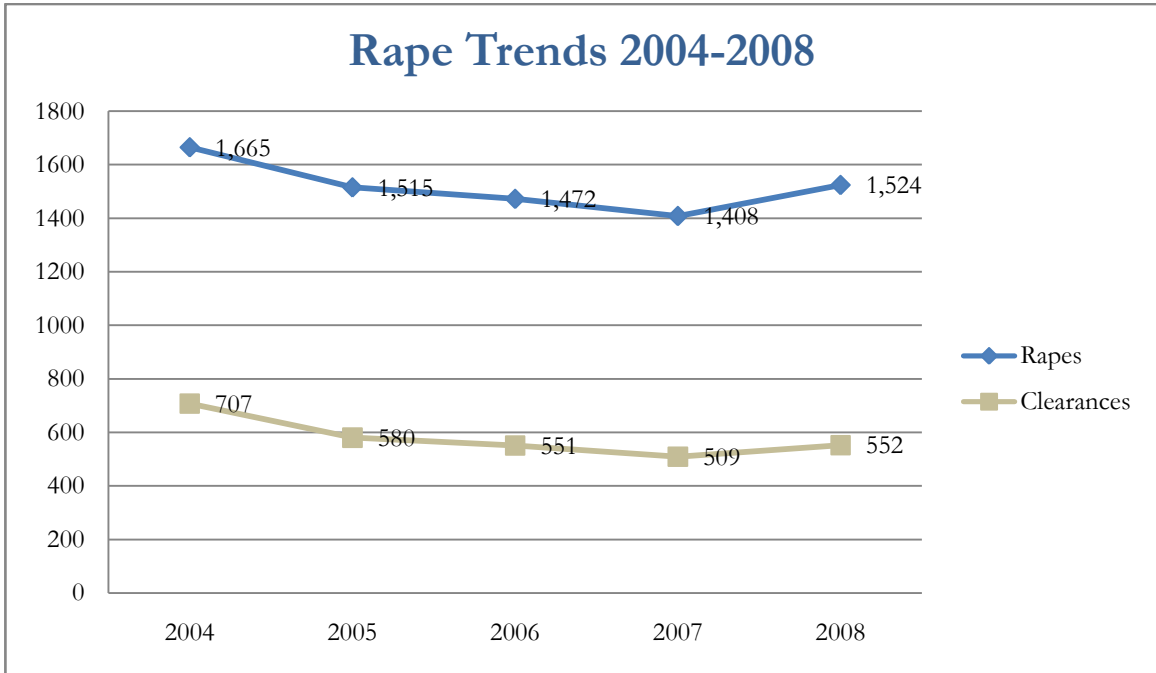
Crime Trends from 2004-2008

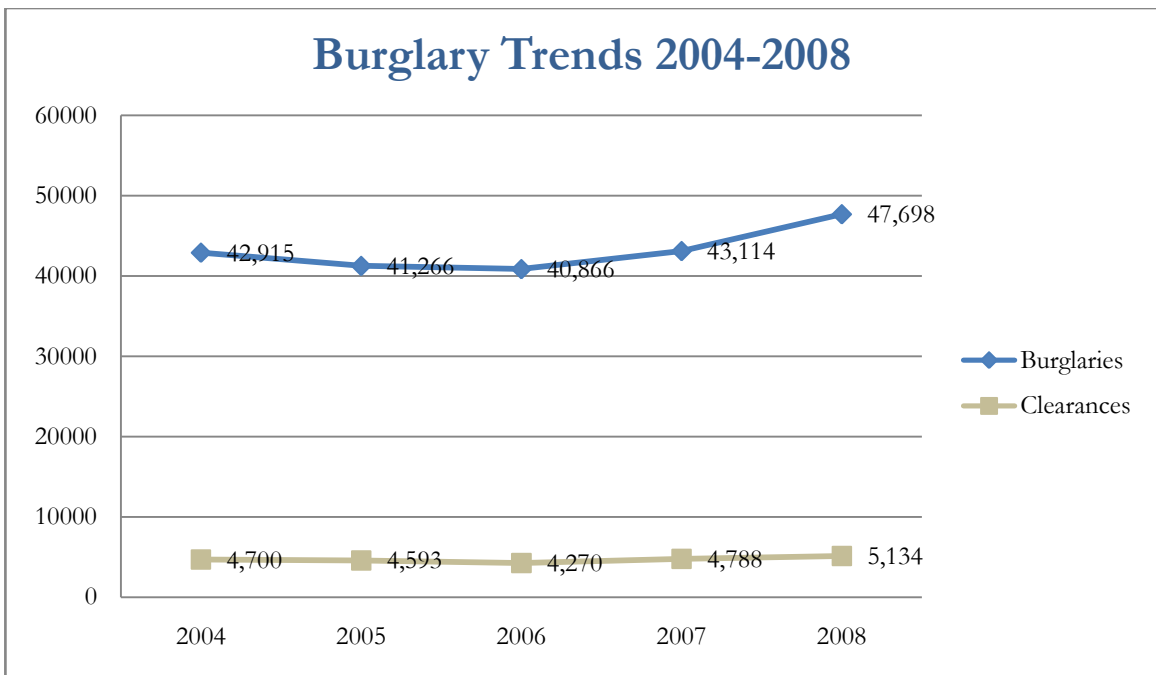
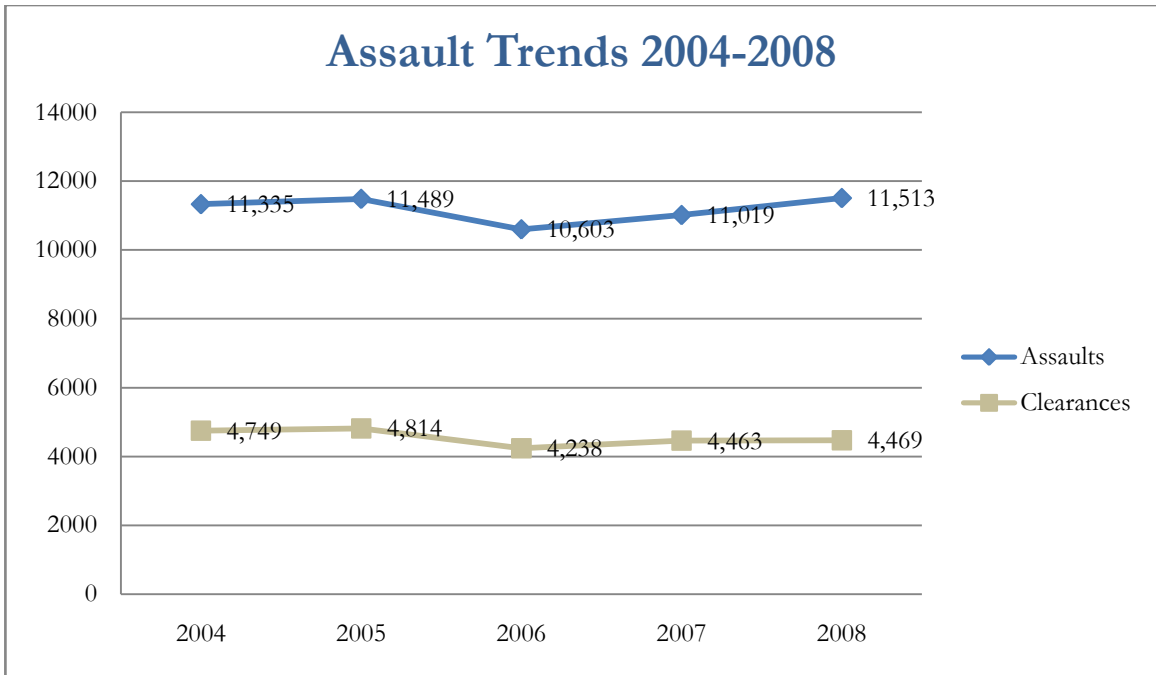
Total Crime Trends - 2004-2008

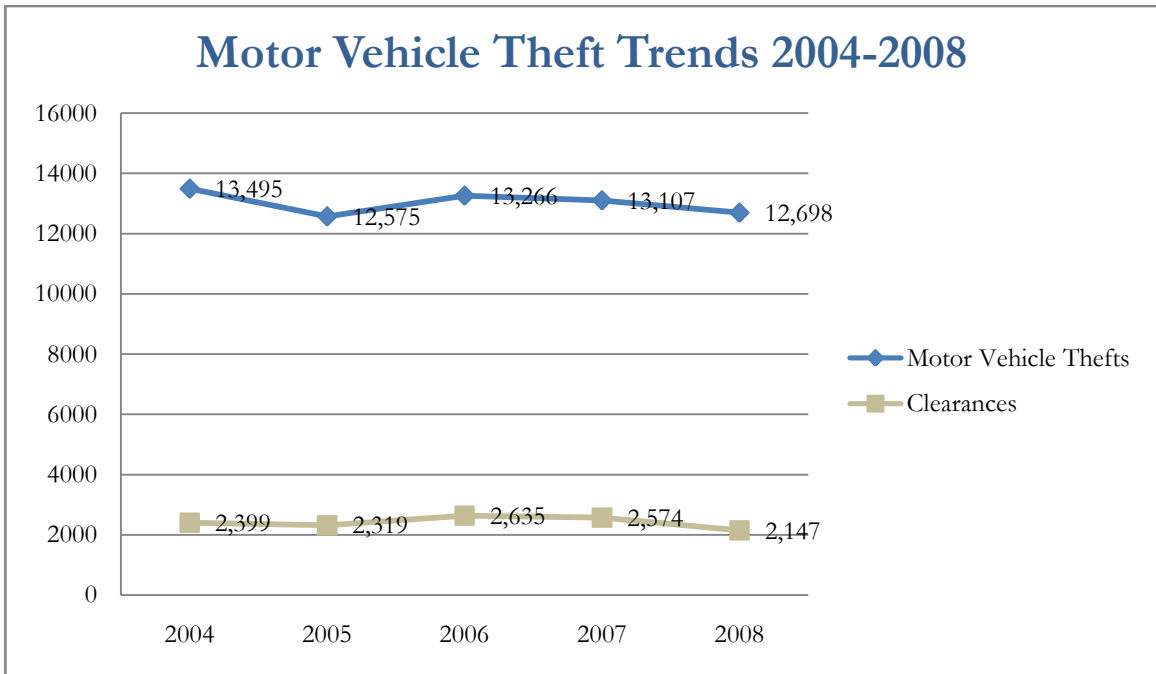
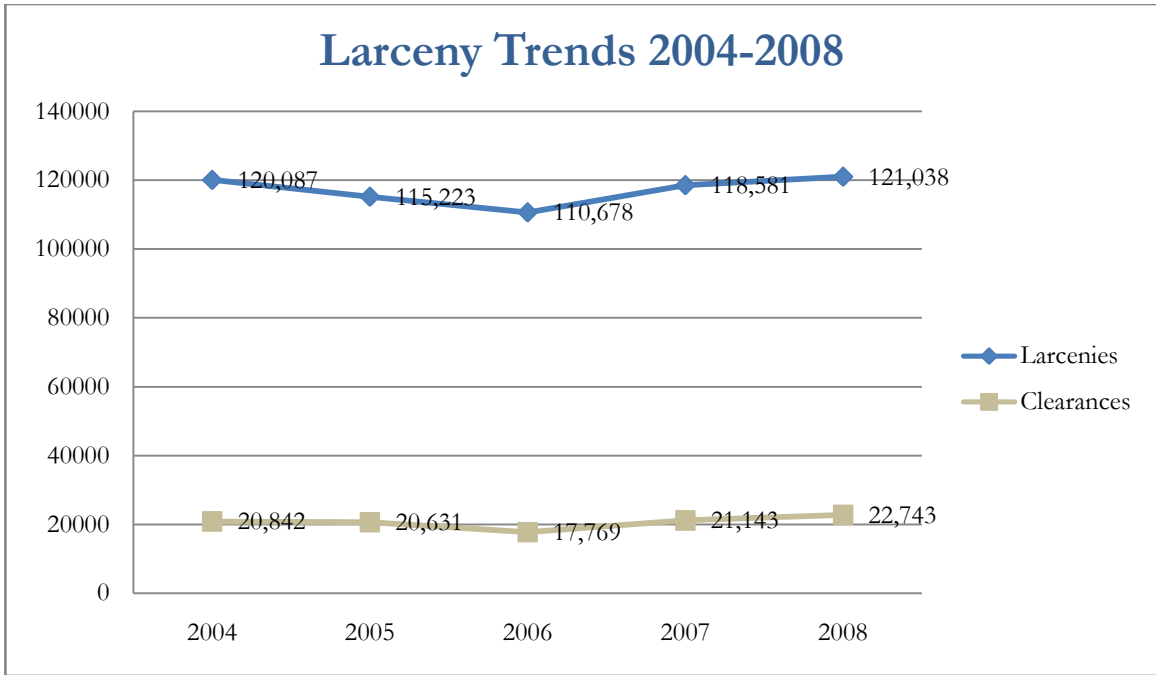


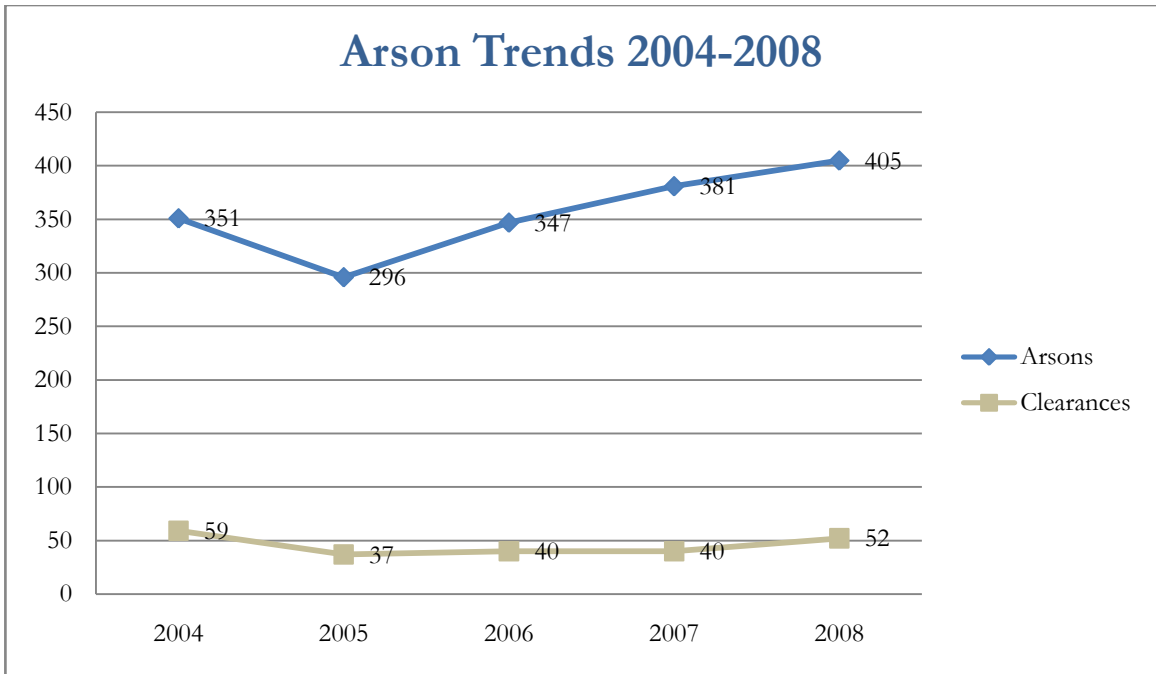
Homicide Trends 2004-2008











Part II Arrest Data

Part II Offenses include crimes other than those defined as Part I Offenses. The nature of many Part II Offenses is such that they go undetected until an arrest is made; therefore, for UCR purposes, only arrest data is collected.

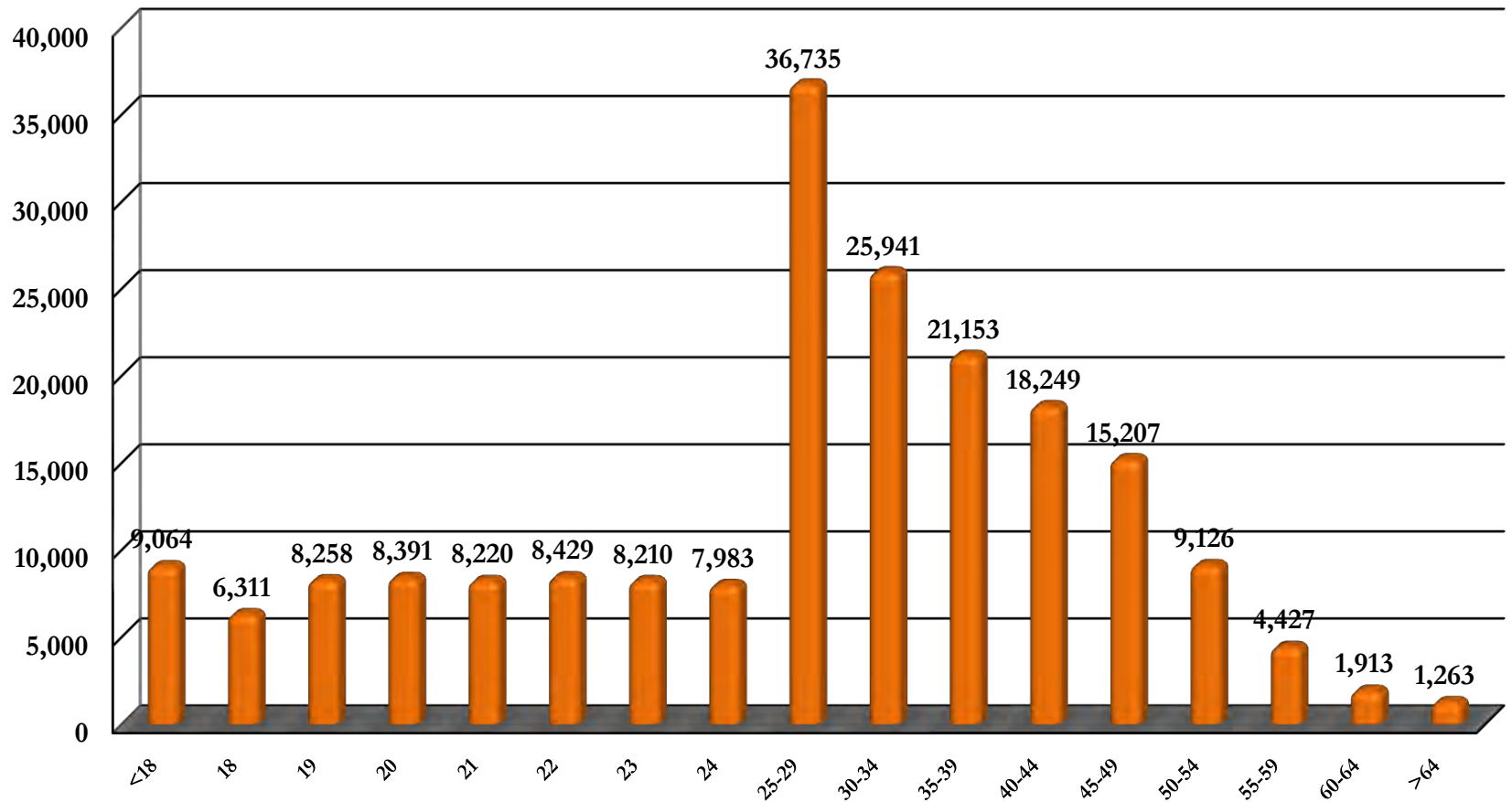
- A total of **198,881** persons were arrested in Alabama in 2008 for Part II offenses (includes arson arrests).
- This is an increase of **1%** over 2007's figure of 197,836.
- **56%** of Part II arrestees were white and **44%** were black.
- **95%** of the Part II arrests were adults.
- Males made up **75%** of Part II arrests.
- Liquor violations (DUI, drunkenness, liquor laws violations) made up **17%** of the Part II arrests. Narcotics violations made up **9%** of the Part II arrests.

| | |
|--|---|
| Part II Offenses include: | |
| Other assaults | non aggravated assaults. |
| Forgery and counterfeiting | making, altering, uttering, or possessing with intent to defraud, anything false which is made to appear true, includes attempts. |
| Fraud | fraudulent conversion and obtaining money or property by false pretenses. |
| Embezzlement | misappropriation or misapplication of money or property entrusted to one's care, custody, or control. |
| Stolen property | buying, receiving, and possessing stolen property, includes attempts. |
| Vandalism | willful or malicious destruction, injury, disfigurement or defacement of property without the consent of the owner or person having custody or control. |
| Weapons | all violations of regulations or statutes controlling the carrying, using, possessing, furnishing and manufacturing of deadly weapons or silencers, includes attempts. |
| Prostitution and commercialized vice | sex offenses of a commercial nature. |
| Sex offenses (other than rape, prostitution, and commercialized vice) | statutory rape, offenses against chastity, common decency, morals, etc. |
| Narcotic drug laws | offenses relating to narcotics, i.e., possession, sale, use, growing and manufacturing of narcotic drugs. |
| Gambling | promoting, permitting, or engaging in illegal gambling. |
| Offenses against the family and children | non support, neglect, desertion, or abuse of family and children. |
| Driving under the influence | driving or operating any motor vehicle or common carrier while under the influence of liquor or narcotics. |
| Liquor laws | violations of state or local liquor laws. |
| Drunkenness | drunkenness or intoxication. |
| Disorderly conduct | breach of the peace. |
| Vagrancy | begging, loitering, etc. |
| All other offenses | all violations of state or local laws, excepting categories mentioned above, Part I Offenses, and traffic violations. Including, but not limited to bigamy, blackmail, bribery, contempt of court, discrimination, perjury, possession or sale of obscene material, quarantine violations, etc. |

2008 Total Part II Arrests By Age

| Offense | Age of Arrestee | | | | | | | | | | | | | | | | | Total |
|--------------------|-----------------|--------------|--------------|--------------|--------------|--------------|--------------|--------------|---------------|---------------|---------------|---------------|---------------|--------------|--------------|--------------|--------------|----------------|
| | <18 | 18 | 19 | 20 | 21 | 22 | 23 | 24 | 25-29 | 30-34 | 35-39 | 40-44 | 45-49 | 50-54 | 55-59 | 60-64 | >64 | |
| Other Assaults | 2,108 | 823 | 1,016 | 1,016 | 1,054 | 1,083 | 1,099 | 1,143 | 5,071 | 3,710 | 3,182 | 2,700 | 2,265 | 1,383 | 729 | 333 | 285 | 29,000 |
| Forgery | 25 | 45 | 103 | 96 | 74 | 92 | 64 | 94 | 421 | 317 | 217 | 197 | 136 | 77 | 32 | 6 | 3 | 1,999 |
| Fraud | 66 | 112 | 220 | 255 | 314 | 310 | 330 | 353 | 1,765 | 1,612 | 1,304 | 1,071 | 791 | 452 | 284 | 114 | 69 | 9,422 |
| Embezzlement | 3 | 8 | 11 | 9 | 11 | 8 | 6 | 8 | 28 | 16 | 12 | 10 | 6 | 8 | 4 | 1 | 0 | 149 |
| Stolen Property | 245 | 150 | 169 | 128 | 117 | 115 | 102 | 77 | 427 | 285 | 230 | 177 | 136 | 70 | 46 | 18 | 7 | 2,499 |
| Vandalism | 356 | 129 | 132 | 137 | 132 | 125 | 118 | 92 | 395 | 241 | 196 | 201 | 136 | 61 | 31 | 19 | 14 | 2,515 |
| Weapons | 254 | 115 | 95 | 74 | 95 | 100 | 79 | 83 | 279 | 144 | 99 | 72 | 67 | 51 | 33 | 20 | 13 | 1,673 |
| Prostitution/Vice | 0 | 2 | 2 | 5 | 3 | 6 | 3 | 2 | 38 | 36 | 56 | 61 | 29 | 27 | 7 | 4 | 4 | 285 |
| Sex Offenses | 35 | 12 | 9 | 8 | 11 | 10 | 11 | 12 | 94 | 78 | 93 | 79 | 74 | 39 | 33 | 15 | 26 | 639 |
| Drug Offenses | 1,044 | 928 | 1,127 | 1,050 | 945 | 966 | 930 | 869 | 3,687 | 2,225 | 1,530 | 1,194 | 951 | 533 | 215 | 113 | 39 | 18,346 |
| Gambling | 8 | 4 | 2 | 3 | 1 | 3 | 1 | 2 | 7 | 5 | 2 | 7 | 6 | 3 | 2 | 3 | 3 | 62 |
| Family Offenses | 18 | 30 | 26 | 25 | 47 | 34 | 39 | 49 | 206 | 227 | 194 | 162 | 80 | 41 | 13 | 1 | 6 | 1,198 |
| DUI | 107 | 257 | 433 | 479 | 634 | 678 | 674 | 589 | 2,750 | 2,012 | 1,938 | 1,850 | 1,711 | 1,091 | 585 | 342 | 207 | 16,337 |
| Liquor Laws | 751 | 905 | 1,111 | 898 | 218 | 145 | 153 | 112 | 468 | 395 | 343 | 354 | 303 | 211 | 112 | 39 | 37 | 6,555 |
| Drunkenness | 80 | 202 | 286 | 250 | 460 | 476 | 458 | 422 | 1,888 | 1,361 | 1,361 | 1,430 | 1,450 | 1,002 | 435 | 209 | 123 | 11,893 |
| Disorderly Conduct | 1,585 | 298 | 226 | 195 | 197 | 197 | 158 | 146 | 633 | 371 | 291 | 282 | 227 | 135 | 88 | 37 | 35 | 5,101 |
| Vagrancy | 10 | 16 | 11 | 8 | 8 | 7 | 11 | 7 | 41 | 32 | 29 | 42 | 50 | 30 | 18 | 4 | 8 | 332 |
| Other Offenses | 2,369 | 2,257 | 3,260 | 3,735 | 3,878 | 4,052 | 3,951 | 3,899 | 18,537 | 12,874 | 10,076 | 8,360 | 6,789 | 3,912 | 1,760 | 635 | 384 | 90,728 |
| Total | 9,064 | 6,311 | 8,258 | 8,391 | 8,220 | 8,429 | 8,210 | 7,983 | 36,735 | 25,941 | 21,153 | 18,249 | 15,207 | 9,126 | 4,427 | 1,913 | 1,263 | 198,733 |

Part II Arrests by Age - 2008



Liquor Violations

- There were **34,785** people arrested for alcohol violations in 2008.
- **16,337** people were arrested for DUI with **99%** being 18 and over. **80%** of the DUI arrests were males, **77%** of DUI arrests were white.
- There were **6,555** people arrested for liquor laws violations (bootlegging, buying or selling to minors, etc.) **12%** were juveniles, **78%** were males and **82%** were white.
- There were **11,893** people arrested in 2008 for public drunkenness. **1%** were juveniles. **83%** were males and **76%** were white.

Drug Abuse Violations

Drug abuse violations involve the illegal sale, possession, manufacture, use, cultivation, etc. of narcotic and non-narcotic drugs.

Illegal drugs are divided into four categories:

1. Opium or cocaine and their derivatives such as morphine, heroin, codeine, and "crack".
2. Marijuana.
3. Synthetic narcotics which are manufactured narcotics which cause true drug addiction such as demerol and methadone.
4. Dangerous non-narcotic drugs which include barbiturates, amphetamines and methamphetamine.

- There were **18,346** persons arrested for drug violations, **9%** were for sale of drugs and **91%** were for possession.
- **6%** of the drug arrests were juveniles, **82%** were males and **41%** were white.
- Marijuana possession resulted in the greatest number of arrests for drug violations, **9,965** for **54%** of the drug arrests. Possession of cocaine resulted in **4,631** arrests, or **25%** of all drug arrests.

**Sale
Juvenile and Adult Arrests - 2008**

| Sex/Race of Persons Arrested | Opium/ Cocaine | | Marijuana | | Synthetic Drugs | | Other Dangerous | |
|---------------------------------|-------------------|------------|-----------|------------|--------------------|------------|--------------------|------------|
| | Adult | Juvenile | Adult | Juvenile | Adult | Juvenile | Adult | Juvenile |
| White Male | 82 | 1 | 73 | 3 | 64 | 3 | 425 | 3 |
| White Female | 60 | 2 | 23 | 1 | 30 | 1 | 184 | 1 |
| Black Male | 403 | 6 | 129 | 1 | 77 | 5 | 61 | 3 |
| Black Female | 59 | 0 | 14 | 0 | 7 | 0 | 12 | 0 |
| Other Male | 1 | 0 | 0 | 0 | 0 | 0 | 0 | 0 |
| Other Female | 1 | 0 | 0 | 0 | 0 | 0 | 0 | 0 |
| Total | 606 | 9 | 239 | 5 | 178 | 9 | 682 | 7 |
| Grand Total | | 615 | | 244 | | 187 | | 689 |

**Possession
Juvenile and Adult Arrests - 2008**

| Sex/Race of Persons Arrested | Opium/ Cocaine | | Marijuana | | Synthetic Drugs | | Other Dangerous | |
|---------------------------------|-------------------|--------------|-----------|--------------|--------------------|--------------|--------------------|------------|
| | Adult | Juvenile | Adult | Juvenile | Adult | Juvenile | Adult | Juvenile |
| White Male | 976 | 11 | 2,499 | 285 | 525 | 14 | 515 | 15 |
| White Female | 535 | 6 | 642 | 68 | 296 | 8 | 214 | 7 |
| Black Male | 2,631 | 92 | 5,360 | 452 | 181 | 9 | 140 | 7 |
| Black Female | 361 | 7 | 600 | 27 | 47 | 1 | 29 | 2 |
| Other Male | 10 | 0 | 23 | 3 | 3 | 0 | 0 | 0 |
| Other Female | 2 | 0 | 6 | 0 | 0 | 0 | 2 | 0 |
| Total | 4,515 | 116 | 9,130 | 835 | 1,052 | 32 | 900 | 31 |
| Grand Total | | 4,631 | | 9,965 | | 1,084 | | 931 |

Drug Arrests 2004 - 2008

| Drug Arrest Type | Year | Number | % Change |
|------------------------------|------|--------|----------|
| Total | 2004 | 18,528 | 12% |
| | 2005 | 17,867 | -4% |
| | 2006 | 17,365 | -3% |
| | 2007 | 18,930 | 9% |
| | 2008 | 18,346 | -3% |
| Sale - Opium/Cocaine | 2004 | 690 | 36% |
| | 2005 | 720 | 4% |
| | 2006 | 578 | -20% |
| | 2007 | 814 | 41% |
| | 2008 | 615 | -24% |
| Sale - Marijuana | 2004 | 349 | -9% |
| | 2005 | 228 | -35% |
| | 2006 | 159 | -30% |
| | 2007 | 172 | 8% |
| | 2008 | 244 | 42% |
| Sale - Synthetic Drugs | 2004 | 183 | -17% |
| | 2005 | 180 | -2% |
| | 2006 | 182 | 1% |
| | 2007 | 202 | 11% |
| | 2008 | 187 | -7% |
| Sale - Other Drugs | 2004 | 683 | 39% |
| | 2005 | 589 | -14% |
| | 2006 | 332 | -44% |
| | 2007 | 475 | 43% |
| | 2008 | 689 | 45% |
| Possession - Opium/Cocaine | 2004 | 4,071 | 16% |
| | 2005 | 4,341 | 7% |
| | 2006 | 5,014 | 16% |
| | 2007 | 4,965 | -1% |
| | 2008 | 4,631 | -7% |
| Possession - Marijuana | 2004 | 10,379 | 10% |
| | 2005 | 9,634 | -7% |
| | 2006 | 9,339 | -3% |
| | 2007 | 10,241 | 10% |
| | 2008 | 9,965 | -3% |
| Possession - Synthetic Drugs | 2004 | 1,180 | -1% |
| | 2005 | 1,105 | -6% |
| | 2006 | 868 | -21% |
| | 2007 | 1,147 | 32% |
| | 2008 | 1,084 | -5% |
| Possession - Other Drugs | 2004 | 993 | 34% |
| | 2005 | 1,070 | 8% |
| | 2002 | 619 | 44% |
| | 2007 | 914 | 2% |
| | 2008 | 931 | 2% |

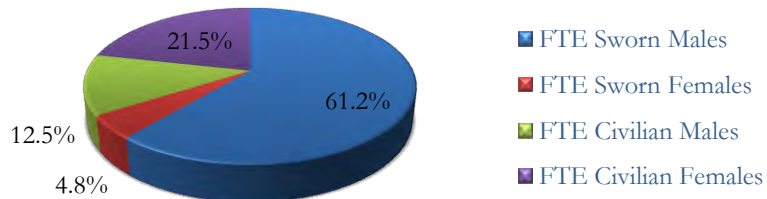
Law Enforcement Employee Data

Statewide

There were 406 law enforcement agencies* in Alabama in 2008 that employed approximately 16,984 law enforcement personnel - 11,206 sworn and 5,778 civilian. Considering only sworn employees, this provides a ratio of 2.3 officers per 1,000 population in Alabama. The national average approximates 2 officers per 1,000 population.

| | |
|---|---------------|
| Total Personnel (sworn and civilian) | 16,984 |
| Full Time Sworn Males | 10,395 |
| Full Time Sworn Females | 811 |
| Full Time Civilian Males | 2,119 |
| Full Time Civilian Females | 3,659 |

**Total Law Enforcement Personnel
(Sworn and Civilian)**

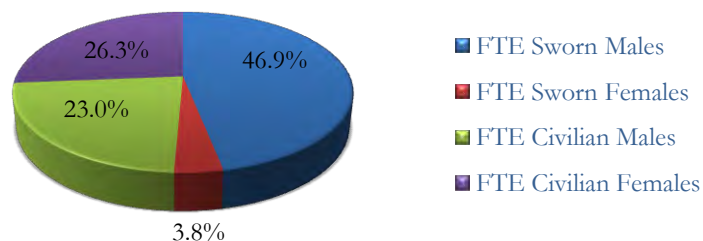


County Sheriff's Offices

There are 67 county sheriff's offices in Alabama employing a total of 5,218 employees.

| | |
|---|--------------|
| Total Personnel (sworn and civilian) | 5,218 |
| Full Time Sworn Males | 2,445 |
| Full Time Sworn Females | 200 |
| Full Time Civilian Males | 1,201 |
| Full Time Civilian Females | 1,372 |

Full Time Sheriffs' Office Personnel

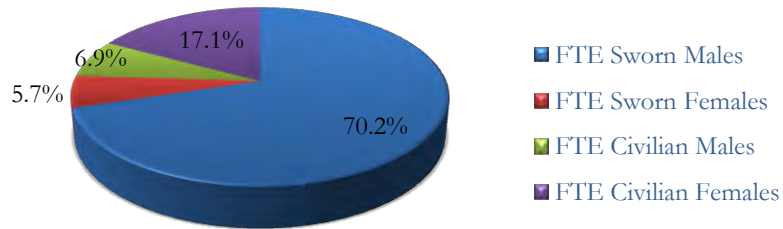


City Police Departments

Three-hundred sixteen city police departments in Alabama reported employing a total of 9,627 employees.

| | |
|---|--------------|
| Total Personnel (sworn and civilian) | 9,627 |
| Full Time Sworn Males | 6,761 |
| Full Time Sworn Females | 552 |
| Full Time Civilian Males | 665 |
| Full Time Civilian Females | 1,649 |

Full Time City Police Department Personnel

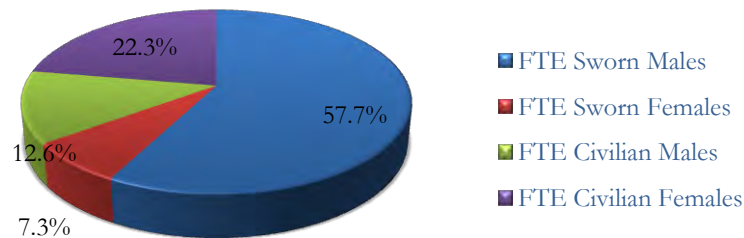


University Police Departments

There are 14 university police departments or campus security agencies in Alabama that reported employing a total of 452 employees.

| | |
|---|------------|
| Total Personnel (sworn and civilian) | 452 |
| Full Time Sworn Males | 261 |
| Full Time Sworn Females | 33 |
| Full Time Civilian Males | 57 |
| Full Time Civilian Females | 101 |

Full Time University Police Department Personnel

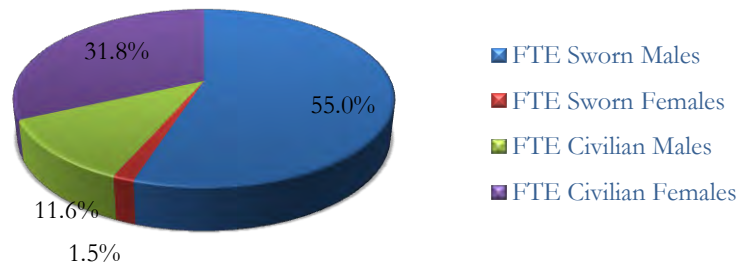


Other Law Enforcement Agencies

Six state agencies in Alabama and three drug task force units reported employing a total of 1,687 law enforcement employees.

| Total Personnel (sworn and civilian) | 1,687 |
|---|--------------|
| Full Time Sworn Males | 928 |
| Full Time Sworn Females | 26 |
| Full Time Civilian Males | 196 |
| Full Time Civilian Females | 537 |

**Full Time Personnel
Other Law Enforcement Agencies**



*Data used in this section was obtained from the employee data sheets submitted by law enforcement agencies to UCR. Over 99% of Alabama's law enforcement agencies completed this form. Please note that there are more law enforcement agencies than reporting agencies. This is because many small agencies report crime through the county sheriff's office.

| Police Department | Sworn | | Civilian | |
|-------------------|-------|--------|----------|--------|
| | Male | Female | Male | Female |
| Abbeville | 10 | 0 | 1 | 8 |
| Adamsville | 15 | 2 | 4 | 8 |
| Addison | 3 | 0 | 0 | 0 |
| Alabaster | 68 | 1 | 6 | 13 |
| Albertville | 39 | 1 | 9 | 9 |
| Alex City | 44 | 2 | 5 | 13 |
| Aliceville | 7 | 0 | 0 | 4 |
| Altoona | 1 | 0 | 0 | 1 |
| Andalusia | 29 | 1 | 5 | 5 |
| Anderson | 1 | 0 | 0 | 0 |
| Anniston | 81 | 3 | 12 | 23 |
| Arab | 22 | 2 | 8 | 4 |
| Ardmore | 7 | 0 | 1 | 3 |
| Argo | 6 | 0 | 0 | 0 |
| Arley | 2 | 0 | 0 | 1 |
| Ariton | 2 | 0 | 0 | 0 |
| Ashford | 4 | 0 | 0 | 4 |
| Ashland | 7 | 0 | 2 | 2 |
| Ashville | 5 | 1 | 0 | 0 |
| Athens | 42 | 1 | 0 | 11 |
| Atmore | 31 | 2 | 0 | 5 |
| Attalla | 20 | 0 | 2 | 4 |
| Auburn | 95 | 3 | 1 | 5 |
| Autaugaville | 1 | 0 | 0 | 0 |
| Baker Hill | 1 | 0 | 0 | 0 |
| Bay Minette | 22 | 1 | 1 | 9 |
| Bayou Batre | 11 | 0 | 0 | 5 |
| Bear Creek | 1 | 0 | 0 | 0 |
| Berry | 3 | 0 | 0 | 0 |
| Bessemer | 96 | 9 | 8 | 28 |
| Birmingham | 653 | 136 | 75 | 221 |
| Blountsville | 6 | 0 | 0 | 0 |
| Boaz | 23 | 0 | 7 | 3 |
| Branchville | 8 | 0 | 0 | 0 |
| Brantley | 0 | 0 | 0 | 0 |
| Brent | 5 | 0 | 0 | 0 |
| Brewton | 24 | 1 | 1 | 6 |
| Bridgeport | 7 | 0 | 2 | 2 |
| Brighton | 6 | 0 | 1 | 4 |

| | | | | |
|-------------------------|-----|----|----|----|
| Brilliant | 3 | 0 | 0 | 0 |
| Brookside | 1 | 0 | 0 | 0 |
| Brookwood | 5 | 0 | 0 | 0 |
| Brundidge | 7 | 1 | 0 | 5 |
| Butler | 6 | 0 | 0 | 0 |
| Calera | 25 | 1 | 1 | 5 |
| Camden | 7 | 1 | 0 | 1 |
| Carbon Hill | 5 | 0 | 3 | 3 |
| Carrollton | 3 | 0 | 0 | 0 |
| Cedar Bluff | 4 | 0 | 0 | 0 |
| Centre | 10 | 0 | 0 | 1 |
| Centreville | 6 | 0 | 0 | 0 |
| Chatom | 6 | 0 | 0 | 0 |
| Cherokee | 4 | 0 | 0 | 0 |
| Chickasaw | 21 | 0 | 1 | 4 |
| Childersburg | 13 | 1 | 2 | 3 |
| Citronelle | 9 | 0 | 5 | 0 |
| Clanton | 22 | 0 | 3 | 0 |
| Clayhatchee | 1 | 0 | 0 | 0 |
| Clayton | 4 | 0 | 0 | 0 |
| Cleveland | 0 | 0 | 0 | 0 |
| Clio | 3 | 0 | 0 | 0 |
| Coffeeville | 1 | 0 | 0 | 0 |
| Collinsville | 3 | 1 | 2 | 3 |
| Columbia | 2 | 0 | 0 | 0 |
| Columbiana | 7 | 1 | 2 | 2 |
| Coosada | 3 | 0 | 0 | 0 |
| Cordova | 4 | 0 | 1 | 0 |
| Cottonwood | 3 | 0 | 0 | 0 |
| Courtland | 4 | 0 | 0 | 0 |
| Creola | 7 | 0 | 1 | 4 |
| Cullman | 46 | 3 | 3 | 14 |
| Dadeville | 12 | 0 | 0 | 1 |
| Daleville | 17 | 0 | 5 | 1 |
| Daphne | 42 | 2 | 7 | 20 |
| Dauphin Island | 10 | 0 | 0 | 3 |
| Decatur | 121 | 6 | 9 | 11 |
| Demopolis | 19 | 1 | 1 | 2 |
| Dora | 4 | 0 | 0 | 3 |
| Dothan | 142 | 10 | 19 | 53 |
| Dothan Regional Airport | 5 | 1 | 1 | 1 |

| | | | | |
|----------------|----|---|----|----|
| Double Springs | 5 | 0 | 0 | 0 |
| Douglas | 3 | 0 | 0 | 0 |
| Dozier | 0 | 0 | 0 | 0 |
| East Brewton | 4 | 0 | 0 | 2 |
| Eclectic | 6 | 0 | 1 | 3 |
| Elba | 14 | 0 | 7 | 1 |
| Elberta | 4 | 1 | 0 | 1 |
| Elkmont | 1 | 0 | 0 | 1 |
| Enterprise | 50 | 3 | 3 | 14 |
| Eufaula | 34 | 4 | 2 | 15 |
| Eutaw | 9 | 1 | 0 | 1 |
| Evergreen | 14 | 1 | 1 | 1 |
| Excel | 1 | 0 | 0 | 0 |
| Fairfield | 34 | 4 | 3 | 10 |
| Fairhope | 29 | 3 | 13 | 10 |
| Falkville | 7 | 1 | 0 | 0 |
| Fayette | 11 | 0 | 0 | 1 |
| Flomaton | 5 | 1 | 0 | 5 |
| Floral | 6 | 0 | 0 | 0 |
| Florence | 88 | 4 | 4 | 23 |
| Foley | 54 | 4 | 9 | 21 |
| Forkland | 3 | 0 | 0 | 0 |
| Ft. Deposit | 2 | 1 | 0 | 1 |
| Ft. Payne | 32 | 2 | 2 | 2 |
| Frisco City | 3 | 0 | 0 | 0 |
| Fulton | 1 | 0 | 0 | 0 |
| Fultondale | 22 | 1 | 5 | 3 |
| Fyffe | 3 | 0 | 0 | 0 |
| Gadsden | 94 | 7 | 6 | 26 |
| Gardendale | 27 | 1 | 5 | 3 |
| Geneva | 11 | 0 | 0 | 4 |
| Georgiana | 7 | 0 | 0 | 3 |
| Geraldine | 3 | 0 | 0 | 0 |
| Gilbertown | 2 | 0 | 0 | 0 |
| Glencoe | 7 | 0 | 0 | 3 |
| Goodwater | 4 | 0 | 2 | 2 |
| Gordo | 4 | 0 | 0 | 0 |
| Gordon | 1 | 0 | 0 | 0 |
| Grant | 5 | 0 | 0 | 0 |
| Graysville | 5 | 0 | 0 | 3 |
| Greensboro | 9 | 0 | 0 | 0 |

| | | | | |
|---------------|-----|----|----|----|
| Greenville | 27 | 0 | 0 | 8 |
| Grove Hill | 7 | 0 | 0 | 1 |
| Guin | 4 | 0 | 0 | 0 |
| Gulf Shores | 39 | 1 | 8 | 6 |
| Guntersville | 30 | 2 | 7 | 4 |
| Gurley | 4 | 0 | 0 | 0 |
| Hackleburg | 2 | 0 | 0 | 0 |
| Haleyville | 11 | 0 | 4 | 1 |
| Hamilton | 10 | 2 | 0 | 1 |
| Hammondville | 2 | 0 | 0 | 0 |
| Hanceville | 11 | 0 | 1 | 3 |
| Harpersville | 9 | 0 | 0 | 0 |
| Hartford | 7 | 0 | 5 | 0 |
| Hartselle | 26 | 3 | 3 | 5 |
| Hayneville | 3 | 0 | 0 | 0 |
| Headland | 10 | 0 | 1 | 3 |
| Heflin | 10 | 0 | 0 | 1 |
| Helena | 21 | 1 | 1 | 3 |
| Henegar | 2 | 0 | 2 | 2 |
| Hillsboro | 1 | 0 | 0 | 0 |
| Hokes Bluff | 5 | 0 | 0 | 2 |
| Hollywood | 2 | 0 | 0 | 1 |
| Homewood | 70 | 5 | 17 | 13 |
| Hoover | 146 | 12 | 24 | 34 |
| Hueytown | 29 | 3 | 2 | 4 |
| Huntsville | 374 | 24 | 19 | 95 |
| Ider | 3 | 0 | 0 | 1 |
| Irondale | 28 | 0 | 3 | 4 |
| Jackson | 19 | 0 | 2 | 4 |
| Jackson's Gap | 1 | 0 | 0 | 0 |
| Jacksonville | 26 | 0 | 1 | 4 |
| Jasper | 45 | 1 | 7 | 20 |
| Jemison | 10 | 1 | 1 | 0 |
| Kennedy | 1 | 0 | 0 | 0 |
| Killen | 5 | 0 | 0 | 0 |
| Kimberly | 5 | 0 | 2 | 0 |
| Kinsey | 2 | 0 | 0 | 1 |
| Kinston | 1 | 0 | 0 | 0 |
| LaFayette | 14 | 1 | 0 | 1 |
| Lake View | 4 | 0 | 0 | 1 |
| Lanett | 26 | 1 | 1 | 3 |

| | | | | |
|--------------------------|-----|----|----|-----|
| Leeds | 19 | 3 | 1 | 3 |
| Leesburg | 3 | 0 | 0 | 0 |
| Leighton | 3 | 0 | 0 | 0 |
| Level Plains | 5 | 1 | 0 | 0 |
| Lexington | 2 | 0 | 0 | 0 |
| Lincoln | 17 | 0 | 0 | 5 |
| Linden | 7 | 0 | 0 | 0 |
| Lineville | 7 | 0 | 0 | 4 |
| Lipscomb | 4 | 1 | 2 | 4 |
| Littleville | 5 | 0 | 1 | 2 |
| Livingston | 7 | 0 | 1 | 4 |
| Lockhart | 1 | 0 | 0 | 0 |
| Loxley | 12 | 0 | 2 | 3 |
| Luverne | 10 | 0 | 2 | 2 |
| Lynn | 1 | 0 | 0 | 1 |
| Madison | 67 | 4 | 7 | 19 |
| Maplesville | 5 | 0 | 0 | 0 |
| Margaret | 6 | 0 | 0 | 0 |
| Marion | 5 | 1 | 1 | 6 |
| McIntosh | 9 | 0 | 0 | 0 |
| McKenzie | 1 | 0 | 0 | 0 |
| Mentone | 2 | 0 | 0 | 0 |
| Midfield | 11 | 1 | 1 | 3 |
| Midland City | 5 | 0 | 1 | 5 |
| Millbrook | 29 | 1 | 2 | 7 |
| Millport | 1 | 0 | 0 | 0 |
| Millry | 3 | 0 | 0 | 1 |
| Mobile | 466 | 46 | 36 | 138 |
| Mobile Airport Authority | 11 | 1 | 2 | 3 |
| Monroeville | 21 | 2 | 1 | 5 |
| Montevallo | 13 | 1 | 2 | 2 |
| Montgomery | 432 | 67 | 44 | 111 |
| Montgomery Airport | 19 | 0 | 0 | 1 |
| Moody | 17 | 1 | 0 | 1 |
| Morris | 6 | 0 | 1 | 1 |
| Moulton | 11 | 0 | 0 | 0 |
| Moundville | 7 | 0 | 0 | 1 |
| Mount Vernon | 5 | 0 | 0 | 1 |
| Mountain Brook | 47 | 2 | 3 | 10 |
| Muscle Shoals | 33 | 1 | 5 | 4 |
| Myrtlewood | 1 | 0 | 0 | 0 |

| | | | | |
|------------------|----|----|---|----|
| Napier Field | 2 | 0 | 0 | 0 |
| New Brockton | 3 | 0 | 2 | 0 |
| New Hope | 6 | 1 | 0 | 0 |
| New Site | 1 | 0 | 0 | 0 |
| Newton | 4 | 0 | 0 | 1 |
| Newville | 1 | 0 | 2 | 1 |
| North Courtland | 1 | 0 | 0 | 1 |
| Northport | 54 | 6 | 1 | 18 |
| Notasulga | 3 | 0 | 3 | 0 |
| Oakman | 3 | 0 | 0 | 0 |
| Odenville | 9 | 0 | 0 | 0 |
| Ohatchee | 6 | 0 | 0 | 0 |
| Oneonta | 15 | 3 | 0 | 1 |
| Opelika | 73 | 2 | 5 | 16 |
| Opp | 20 | 2 | 1 | 6 |
| Orange Beach | 35 | 1 | 9 | 12 |
| Owens Crossroads | 4 | 0 | 0 | 0 |
| Oxford | 48 | 2 | 3 | 9 |
| Ozark | 33 | 1 | 1 | 5 |
| Parrish | 6 | 0 | 0 | 0 |
| Pelham | 62 | 3 | 5 | 10 |
| Pell City | 28 | 2 | 0 | 3 |
| Phenix City | 67 | 11 | 0 | 21 |
| Phil Campbell | 2 | 0 | 0 | 0 |
| Pickensville | 0 | 1 | 0 | 1 |
| Piedmont | 13 | 1 | 1 | 4 |
| Pinckard | 2 | 0 | 0 | 0 |
| Pine Hill | 3 | 1 | 0 | 0 |
| Pisgah | 0 | 0 | 0 | 0 |
| Pleasant Grove | 18 | 2 | 3 | 3 |
| Powell | 1 | 0 | 0 | 1 |
| Prattville | 70 | 6 | 3 | 7 |
| Priceville | 4 | 0 | 0 | 0 |
| Pritchard | 34 | 11 | 4 | 18 |
| Ragland | 3 | 0 | 1 | 0 |
| Rainbow City | 21 | 1 | 1 | 9 |
| Rainsville | 10 | 1 | 2 | 2 |
| Ranburne | 2 | 0 | 0 | 0 |
| Red Bay | 6 | 1 | 2 | 2 |
| Red Level | 0 | 0 | 0 | 0 |
| Reform | 5 | 0 | 0 | 0 |

| | | | | |
|--------------|----|---|----|----|
| Riverside | 4 | 0 | 0 | 0 |
| Roanoke | 23 | 1 | 0 | 5 |
| Robertsdale | 14 | 0 | 6 | 7 |
| Rockford | 1 | 0 | 0 | 1 |
| Rogersville | 5 | 0 | 0 | 0 |
| Russellville | 22 | 2 | 2 | 2 |
| Samson | 5 | 0 | 1 | 0 |
| Saraland | 38 | 0 | 2 | 9 |
| Sardis City | 4 | 0 | 0 | 0 |
| Satsuma | 11 | 1 | 0 | 4 |
| Scottsboro | 40 | 4 | 10 | 12 |
| Selma | 43 | 5 | 5 | 19 |
| Sheffield | 28 | 1 | 2 | 4 |
| Shorter | 4 | 0 | 3 | 4 |
| Silas | 1 | 0 | 0 | 1 |
| Silverhill | 2 | 0 | 0 | 0 |
| Sipsey | 1 | 0 | 0 | 0 |
| Skyline | 1 | 0 | 0 | 2 |
| Slocomb | 5 | 1 | 0 | 1 |
| Snead | 5 | 0 | 0 | 0 |
| Somerville | 4 | 0 | 0 | 0 |
| Southside | 8 | 1 | 3 | 3 |
| Spanish Fort | 14 | 0 | 0 | 1 |
| Springville | 11 | 1 | 0 | 0 |
| Silas | 1 | 0 | 0 | 1 |
| St. Florian | 0 | 0 | 0 | 0 |
| Steele | 2 | 0 | 0 | 1 |
| Stevenson | 4 | 0 | 0 | 2 |
| Sulligent | 5 | 2 | 0 | 0 |
| Sumiton | 7 | 0 | 4 | 0 |
| Summerdale | 4 | 1 | 0 | 1 |
| Sylacauga | 39 | 2 | 1 | 6 |
| Sylvania | 2 | 0 | 0 | 0 |
| Talladega | 34 | 4 | 4 | 8 |
| Tallassee | 13 | 3 | 0 | 6 |
| Tarrant | 22 | 3 | 3 | 3 |
| Taylor | 2 | 0 | 0 | 0 |
| Thomaston | 1 | 0 | 0 | 0 |
| Thomasville | 16 | 0 | 1 | 4 |
| Thorsby | 5 | 1 | 0 | 0 |
| Town Creek | 2 | 0 | 0 | 0 |

| | | | | |
|--------------------------------|--------------|------------|------------|--------------|
| Trafford | 1 | 0 | 0 | 0 |
| Triana | 2 | 0 | 0 | 0 |
| Trinity | 6 | 0 | 0 | 0 |
| Troy | 46 | 2 | 4 | 16 |
| Trussville | 42 | 3 | 4 | 8 |
| Tuscaloosa | 247 | 15 | 27 | 48 |
| Tuscumbia | 20 | 1 | 3 | 4 |
| Tuskegee | 23 | 3 | 4 | 8 |
| Union Springs | 9 | 1 | 3 | 3 |
| Uniontown | 7 | 1 | 0 | 0 |
| Valley | 24 | 3 | 2 | 8 |
| Valley Head | 2 | 0 | 0 | 1 |
| Vance | 3 | 0 | 0 | 0 |
| Vernon | 7 | 0 | 0 | 0 |
| Vestavia Hills | 64 | 1 | 0 | 2 |
| Wadley | 1 | 0 | 0 | 0 |
| Warrior | 13 | 1 | 3 | 3 |
| Weaver | 7 | 0 | 0 | 3 |
| Webb | 2 | 0 | 0 | 0 |
| Wedowee | 9 | 0 | 0 | 0 |
| West Blocton | 2 | 0 | 0 | 0 |
| Wetumpka | 25 | 3 | 2 | 8 |
| White Hall | 10 | 2 | 9 | 1 |
| Wilton | 1 | 0 | 0 | 0 |
| Winfield | 10 | 0 | 1 | 0 |
| Woodstock | 4 | 0 | 0 | 0 |
| Woodville | 0 | 0 | 0 | 0 |
| York | 6 | 0 | 1 | 5 |
| Total Police Department | 6,761 | 552 | 665 | 1,649 |

| Sheriff's Office | Sworn | | Civilian | |
|------------------|-------|--------|----------|--------|
| | Male | Female | Male | Female |
| Autauga | 23 | 0 | 23 | 16 |
| Baldwin | 89 | 3 | 88 | 81 |
| Barbour | 13 | 1 | 5 | 13 |
| Bibb | 11 | 0 | 0 | 1 |
| Blount | 41 | 2 | 15 | 20 |
| Bullock | 6 | 0 | 1 | 5 |
| Butler | 9 | 1 | 0 | 2 |
| Calhoun | 40 | 8 | 2 | 3 |
| Chambers | 38 | 11 | 0 | 5 |
| Cherokee | 17 | 1 | 14 | 6 |
| Chilton | 27 | 0 | 12 | 17 |
| Choctaw | 5 | 0 | 5 | 3 |
| Clarke | 14 | 0 | 9 | 10 |
| Clay | 9 | 1 | 6 | 13 |
| Cleburne | 9 | 0 | 10 | 5 |
| Coffee | 15 | 1 | 0 | 3 |
| Colbert | 29 | 1 | 9 | 11 |
| Conecuh | 10 | 1 | 14 | 12 |
| Coosa | 8 | 0 | 9 | 3 |
| Covington | 22 | 0 | 0 | 2 |
| Crenshaw | 9 | 0 | 0 | 1 |
| Cullman | 78 | 0 | 22 | 35 |
| Dale | 19 | 0 | 0 | 4 |
| Dallas | 22 | 2 | 16 | 8 |
| DeKalb | 30 | 2 | 4 | 4 |
| Elmore | 33 | 0 | 29 | 20 |
| Escambia | 22 | 1 | 22 | 18 |
| Etowah | 52 | 5 | 61 | 34 |
| Fayette | 11 | 0 | 4 | 1 |
| Franklin | 15 | 0 | 13 | 15 |
| Geneva | 9 | 1 | 4 | 4 |
| Greene | 10 | 0 | 4 | 13 |
| Hale | 7 | 0 | 0 | 2 |
| Henry | 10 | 1 | 6 | 7 |
| Houston | 49 | 3 | 9 | 22 |

| | | | | |
|-------------------------------|--------------|------------|--------------|--------------|
| Jackson | 29 | 0 | 23 | 22 |
| Jefferson | 467 | 80 | 32 | 126 |
| Lamar | 8 | 0 | 7 | 5 |
| Lauderdale | 31 | 2 | 0 | 9 |
| Lawrence | 21 | 1 | 9 | 10 |
| Lee | 49 | 9 | 40 | 49 |
| Limestone | 41 | 1 | 38 | 27 |
| Lowndes | 12 | 1 | 0 | 3 |
| Macon | 18 | 2 | 7 | 11 |
| Madison | 100 | 6 | 117 | 78 |
| Marengo | 12 | 0 | 9 | 11 |
| Marion | 13 | 0 | 8 | 6 |
| Marshall | 35 | 1 | 40 | 15 |
| Mobile | 153 | 10 | 119 | 253 |
| Monroe | 17 | 2 | 14 | 22 |
| Montgomery | 114 | 17 | 13 | 31 |
| Morgan | 46 | 5 | 78 | 41 |
| Perry | 7 | 0 | 4 | 5 |
| Pickens | 7 | 1 | 9 | 10 |
| Pike | 16 | 0 | 12 | 11 |
| Randolph | 13 | 0 | 22 | 0 |
| Russell | 30 | 2 | 24 | 34 |
| Shelby | 140 | 5 | 41 | 22 |
| St. Clair | 39 | 1 | 0 | 6 |
| Sumter | 4 | 0 | 1 | 1 |
| Talladega | 39 | 1 | 33 | 30 |
| Tallapoosa | 25 | 0 | 9 | 20 |
| Tuscaloosa | 95 | 5 | 46 | 56 |
| Walker | 31 | 1 | 18 | 15 |
| Washington | 5 | 0 | 1 | 7 |
| Wilcox | 7 | 1 | 3 | 12 |
| Winston | 10 | 0 | 8 | 5 |
| Total Sheriff's Office | 2,445 | 200 | 1,201 | 1,372 |

| Drug Task Force | Sworn | | Civilian | |
|------------------------------|-----------|----------|----------|----------|
| | Male | Female | Male | Female |
| 2nd Judicial | 2 | 0 | 0 | 1 |
| 24th Judicial | 4 | 0 | 0 | 1 |
| Madison-Morgan County | 14 | 0 | 0 | 3 |
| Total Drug Task Force | 20 | 0 | 0 | 5 |

| Universities & Colleges | Sworn | | Civilian | |
|---|------------|-----------|-----------|------------|
| | Male | Female | Male | Female |
| Alabama State University | 20 | 1 | 4 | 6 |
| Auburn University Montgomery | 9 | 5 | 3 | 7 |
| Calhoun Junior College | 5 | 0 | 1 | 0 |
| Jacksonville State University | 13 | 1 | 1 | 3 |
| Jefferson State College | 13 | 1 | 3 | 6 |
| Lawson State University | 10 | 1 | 3 | 1 |
| Troy State University | 9 | 0 | 1 | 3 |
| University of Alabama | 57 | 4 | 1 | 9 |
| University of Alabama at Birmingham | 65 | 14 | 24 | 47 |
| University of Alabama at Huntsville | 10 | 1 | 2 | 2 |
| University of Montevallo | 7 | 2 | 4 | 3 |
| University of North Alabama | 14 | 1 | 0 | 2 |
| University of South Alabama | 23 | 2 | 10 | 9 |
| University of West Alabama | 6 | 0 | 0 | 3 |
| Total Drug Universities & Colleges | 261 | 33 | 57 | 101 |

| Miscellaneous Department | Sworn | | Civilian | |
|---|------------|-----------|------------|------------|
| | Male | Female | Male | Female |
| ABC Board | 104 | 5 | 1 | 21 |
| Capitol Police | 23 | 2 | 1 | 7 |
| DPS Highway Patrol | 713 | 16 | 189 | 493 |
| Marine Police | 57 | 3 | 5 | 9 |
| Mental Health | 4 | 0 | 0 | 1 |
| Public Service Commission | 7 | 0 | 0 | 1 |
| Total Miscellaneous Department | 908 | 26 | 196 | 532 |

Officers Killed or Assaulted

Killed

In 2008, no full-time, sworn law enforcement officers were killed by felonious act in the line of duty in Alabama. Three officers died in accidents while on duty.

March 29, 2008 An officer with the Millbrook Police Department died in a traffic accident while responding to a call for service.

July 4, 2008 An officer with the Pell City Police Department died three weeks after sustaining injuries in an on-duty traffic accident where his car was struck by a tractor trailer.

October 3, 2008 A correctional officer with the Alabama Department of Corrections was killed in an auto accident when the prison van he was driving was struck by a tractor trailer.

Assaulted

In 2008 there were **265** law enforcement officers assaulted in the line of duty. **176** officers, or **66%**, received serious injuries. The remainder received minimal or no injuries.

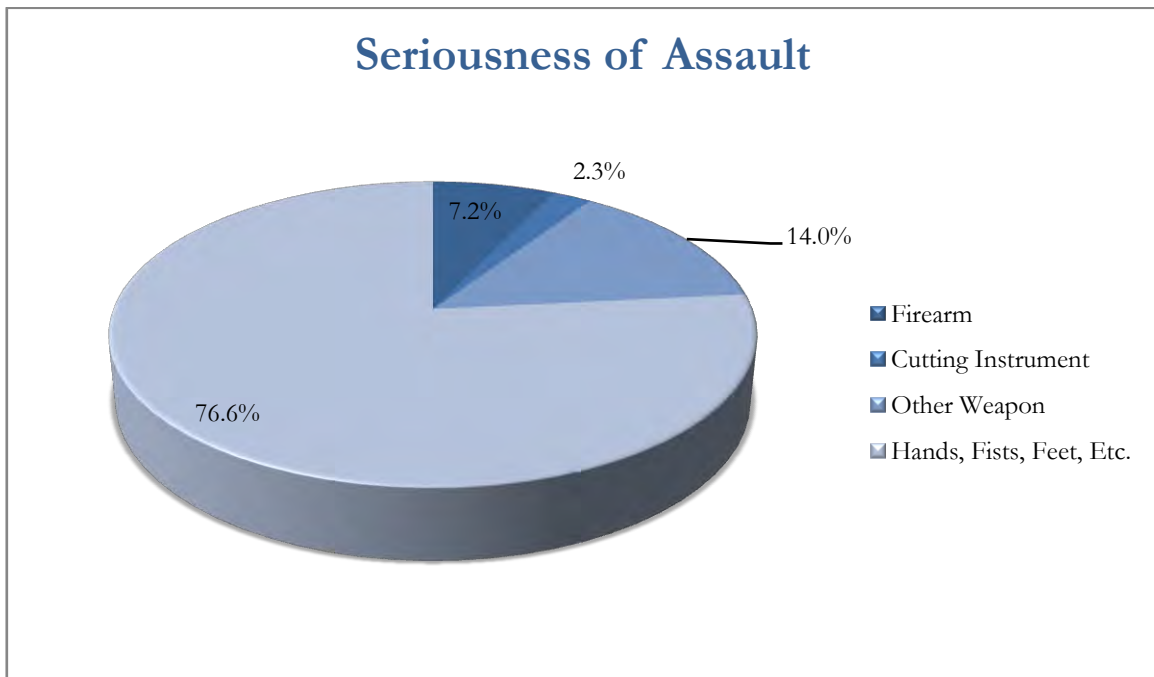
Hands, fists or feet were used in **203** assaults or **77%** of the incidents. Firearms were used in **19** cases or **7%**.

Responding to a disturbance call was the most dangerous police activity, resulting in **28%** of the assaults. The next most dangerous activity was traffic, resulting in **17%** of the assaults.

72% of the assaults on police officers were cleared.

Seriousness of Assault

| Seriousness | Firearm | Cutting Instrument | Other Weapon | Hands, Fists, Feet, etc. |
|---------------------|-----------|--------------------|--------------|--------------------------|
| With Injury | 9 | 5 | 24 | 138 |
| % of Total Assaults | 3% | 2% | 9% | 52% |
| Without Injury | 10 | 1 | 13 | 65 |
| % of Total Assaults | 4% | 0% | 5% | 25% |
| Total | 19 | 6 | 37 | 203 |
| % Total Assaults | 7% | 2% | 14% | 77% |



Assaults

Activities by Weapon Type

Disturbance calls and traffic proved to be the most dangerous activities for law enforcement officers, resulting in **45%** of the assaults.

| Type of Activity | Firearm | Cutting Instrument | Other Weapon | Hands, Fists, etc. | % Assaults by Activity |
|---|-----------|--------------------|--------------|--------------------|------------------------|
| Disturbance | 6 | 2 | 5 | 60 | 28% |
| Burglary | 3 | 0 | 1 | 3 | 3% |
| Robbery | 1 | 0 | 0 | 0 | 0% |
| Attempt Other Arrest | 1 | 0 | 5 | 34 | 15% |
| Civil Disorder | 0 | 0 | 0 | 6 | 2% |
| Handling/Transporting/ Custody of Prisoners | 0 | 0 | 2 | 28 | 11% |
| Investigating Suspicious Persons/Circumstances | 3 | 0 | 6 | 22 | 12% |
| Ambush | 0 | 0 | 0 | 1 | 0% |
| Mentally Deranged | 0 | 0 | 0 | 1 | 0% |
| Traffic | 5 | 2 | 13 | 26 | 17% |
| All Other | 0 | 2 | 5 | 22 | 11% |
| Total | 19 | 6 | 37 | 203 | 265 |
| % Weapon Type | 7% | 2% | 14% | 77% | 100% |

Assaults

Type of Assignment

Vehicle Assisted had the greatest number of assaults on police officers with **97** for **37%**.

| Type of Activity | 2-Man Vehicle | 1-Man Vehicle | Vehicle Assisted | Detective/ Special Assignment | Detective/ Special Assignment | Other | |
|---|---------------|---------------|------------------|----------------------------------|----------------------------------|-----------|-----------|
| | | | | Alone | Assisted | Alone | Assisted |
| Disturbance | 8 | 24 | 35 | 1 | 0 | 2 | 3 |
| Burglary | 3 | 2 | 1 | 0 | 0 | 0 | 1 |
| Robbery | 0 | 1 | 0 | 0 | 0 | 0 | 0 |
| Attempt Other Arrest | 3 | 10 | 21 | 0 | 1 | 3 | 2 |
| Civil Disorder | 0 | 3 | 3 | 0 | 0 | 0 | 0 |
| Handling/Transporting/ Custody of Prisoners | 2 | 9 | 7 | 0 | 1 | 5 | 6 |
| Investigating Suspicious Persons/Circumstances | 4 | 15 | 9 | 0 | 1 | 0 | 2 |
| Ambush | 0 | 1 | 0 | 0 | 0 | 0 | 0 |
| Mentally Deranged | 0 | 1 | 0 | 0 | 0 | 0 | 0 |
| Traffic | 2 | 23 | 15 | 1 | 3 | 0 | 2 |
| All Other | 4 | 6 | 6 | 2 | 0 | 2 | 9 |
| Total | 26 | 95 | 97 | 4 | 6 | 12 | 25 |
| % of Assignment Type | 10% | 36% | 37% | 2% | 2% | 4% | 9% |

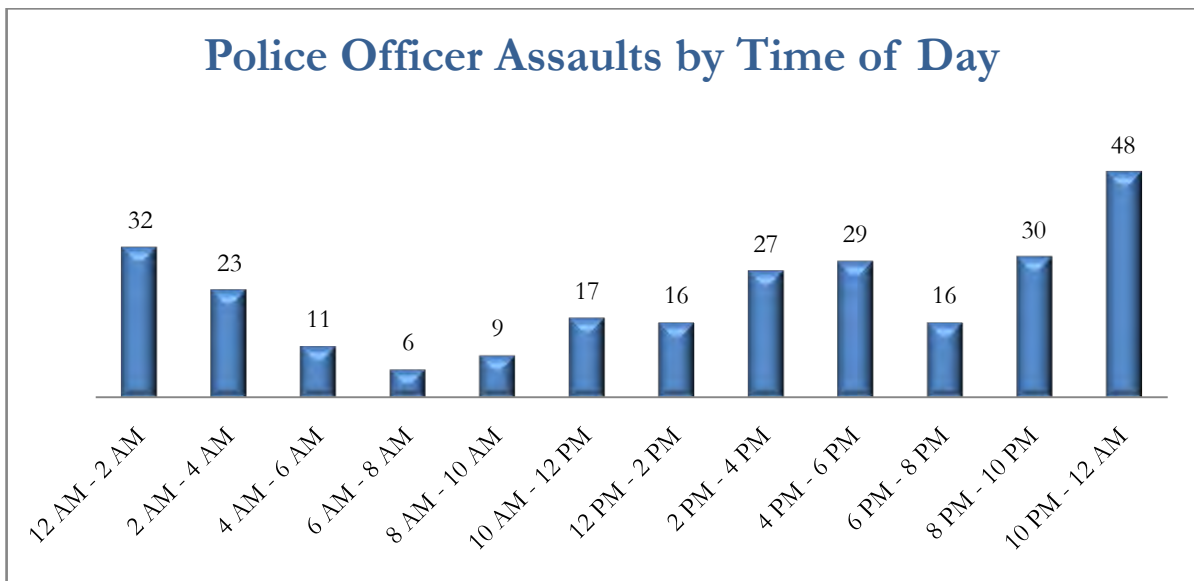
A total of **191** assaults were cleared for a **72%** clearance rate.

Assaults

Clearances by Activity Type

| Activity | Assaults | Clearances | CLR Rate |
|----------------------------------|------------|------------|------------|
| Disturbances | 73 | 47 | 64% |
| Burglaries | 7 | 7 | 100% |
| Robberies | 1 | 1 | 100% |
| Attempting Other Arrests | 40 | 29 | 73% |
| Civil Disorder | 6 | 6 | 100% |
| Handling/Transport Prisoners | 30 | 24 | 80% |
| Invest. Suspicious Persons/Circ. | 31 | 21 | 68% |
| Ambush | 1 | 1 | 100% |
| Mentally Deranged | 1 | 0 | 0% |
| Traffic | 46 | 33 | 72% |
| All Other | 29 | 22 | 76% |
| Total | 265 | 191 | 72% |

42% of the law enforcement officers who were assaulted were assaulted between the hours of 8:00 p.m. and 2:00 a.m.



Appendix A

Appendix A contains 2008 Part I and Part II arrest data by agency. The arrest data are broken down into adult and juvenile arrests.

| Police Department | Part I | | Part II | |
|-------------------|----------|-------|----------|-------|
| | Juvenile | Adult | Juvenile | Adult |
| Abbeville | 1 | 32 | 2 | 158 |
| Adamsville | 5 | 144 | 0 | 267 |
| Addison | 0 | 7 | 0 | 57 |
| Alabaster | 17 | 95 | 70 | 1,092 |
| Albertville | 31 | 104 | 29 | 1,557 |
| Alex City | 23 | 273 | 54 | 1,413 |
| Aliceville | 1 | 23 | 0 | 88 |
| Andalusia | 13 | 90 | 34 | 381 |
| Anderson | 0 | 2 | 0 | 22 |
| Anniston | 37 | 485 | 59 | 1,554 |
| Arab | 7 | 116 | 8 | 672 |
| Ardmore | 0 | 3 | 0 | 123 |
| Argo | 0 | 1 | 2 | 70 |
| Ashford | 2 | 10 | 1 | 41 |
| Ashland | 0 | 9 | 1 | 57 |
| Ashville | 0 | 3 | 3 | 226 |
| Athens | 25 | 208 | 44 | 1,986 |
| Atmore | 10 | 75 | 21 | 962 |
| Attalla | 11 | 107 | 28 | 732 |
| Auburn | 99 | 287 | 56 | 1,907 |
| Bay Minette | 13 | 60 | 163 | 588 |
| Bayou Le Batre | 1 | 65 | 0 | 379 |
| Bear Creek | 0 | 7 | 0 | 8 |
| Berry | 0 | 2 | 0 | 66 |
| Bessemer | 99 | 469 | 176 | 3,484 |
| Birmingham | 379 | 2,730 | 328 | 7,188 |
| Blountsville | 0 | 6 | 0 | 177 |
| Boaz | 42 | 143 | 66 | 1,442 |
| Brantley | 0 | 1 | 0 | 8 |
| Brent | 0 | 26 | 0 | 115 |
| Brewton | 0 | 43 | 5 | 305 |
| Bridgeport | 1 | 2 | 0 | 61 |
| Brighton | 0 | 0 | 0 | 30 |
| Brilliant | 0 | 8 | 0 | 17 |
| Brundidge | 0 | 10 | 0 | 34 |
| Calera | 7 | 63 | 23 | 560 |
| Camden | 0 | 16 | 0 | 25 |
| Camp Hill | 0 | 10 | 7 | 60 |

| Police Department | Part I | | Part II | |
|-------------------|----------|-------|----------|-------|
| | Juvenile | Adult | Juvenile | Adult |
| Carbon Hill | 0 | 30 | 4 | 193 |
| Carrollton | 0 | 2 | 2 | 75 |
| Cedar Bluff | 0 | 7 | 0 | 33 |
| Centre | 0 | 30 | 0 | 140 |
| Centreville | 0 | 3 | 0 | 10 |
| Chatom | 0 | 3 | 1 | 60 |
| Cherokee | 0 | 1 | 0 | 52 |
| Chickasaw | 27 | 85 | 43 | 769 |
| Childersburg | 1 | 38 | 2 | 284 |
| Citronelle | 0 | 6 | 0 | 54 |
| Clanton | 4 | 133 | 8 | 477 |
| Clayton | 0 | 25 | 0 | 51 |
| Clio | 0 | 2 | 0 | 16 |
| Coffeeville | 0 | 1 | 1 | 32 |
| Collinsville | 0 | 3 | 0 | 95 |
| Columbia | 0 | 0 | 1 | 16 |
| Columbiana | 2 | 23 | 18 | 287 |
| Cordova | 2 | 22 | 3 | 135 |
| Coosada | 0 | 9 | 0 | 77 |
| Cottonwood | 1 | 1 | 3 | 17 |
| Courtland | 0 | 2 | 0 | 23 |
| Creola | 0 | 11 | 0 | 112 |
| Crossville | 0 | 0 | 2 | 145 |
| Cullman | 16 | 173 | 48 | 919 |
| Dadeville | 14 | 38 | 27 | 232 |
| Daleville | 5 | 33 | 24 | 398 |
| Daphne | 23 | 80 | 49 | 656 |
| Dauphin Island | 0 | 7 | 3 | 95 |
| Decatur | 126 | 502 | 180 | 4,711 |
| Demopolis | 17 | 158 | 55 | 521 |
| Dora | 0 | 7 | 0 | 114 |
| Dothan | 166 | 563 | 299 | 4,003 |
| Douglas | 1 | 10 | 5 | 234 |
| East Brewton | 0 | 4 | 0 | 25 |
| Eclectic | 1 | 15 | 9 | 235 |
| Elba | 1 | 30 | 6 | 198 |
| Elberta | 2 | 8 | 3 | 172 |
| Enterprise | 38 | 194 | 85 | 1,042 |

| Police Department | Part I | | Part II | |
|-------------------|----------|-------|----------|-------|
| | Juvenile | Adult | Juvenile | Adult |
| Eufaula | 12 | 80 | 34 | 435 |
| Eutaw | 0 | 12 | 3 | 104 |
| Evergreen | 6 | 70 | 29 | 341 |
| Excel | 0 | 0 | 0 | 12 |
| Fairfield | 58 | 328 | 63 | 536 |
| Fairhope | 18 | 73 | 76 | 1,096 |
| Falkville | 0 | 5 | 3 | 79 |
| Fayette | 4 | 27 | 18 | 201 |
| Flomaton | 0 | 13 | 9 | 126 |
| Floral | 1 | 14 | 1 | 169 |
| Florence | 85 | 360 | 92 | 1,952 |
| Foley | 1 | 150 | 4 | 1,625 |
| Forkland | 0 | 4 | 0 | 6 |
| Ft. Payne | 28 | 77 | 45 | 1,549 |
| Fultondale | 4 | 51 | 7 | 404 |
| Gadsden | 100 | 429 | 167 | 2,443 |
| Gantt | 0 | 0 | 0 | 17 |
| Gardendale | 11 | 125 | 5 | 676 |
| Geneva | 2 | 36 | 2 | 109 |
| Georgiana | 0 | 6 | 0 | 99 |
| Geraldine | 0 | 8 | 1 | 52 |
| Glencoe | 0 | 7 | 0 | 125 |
| Gordo | 1 | 14 | 18 | 179 |
| Grant | 0 | 1 | 0 | 10 |
| Graysville | 0 | 0 | 2 | 12 |
| Greensboro | 1 | 14 | 4 | 144 |
| Greenville | 13 | 53 | 14 | 392 |
| Gulf Shores | 17 | 82 | 80 | 1,133 |
| Guntersville | 27 | 182 | 62 | 2,160 |
| Guin | 0 | 5 | 0 | 9 |
| Gurley | 1 | 4 | 1 | 36 |
| Hackleburg | 0 | 1 | 1 | 48 |
| Haleyville | 0 | 46 | 1 | 296 |
| Hamilton | 4 | 30 | 5 | 195 |
| Hanceville | 0 | 16 | 3 | 236 |
| Hammondville | 0 | 0 | 0 | 9 |
| Hartford | 4 | 8 | 3 | 126 |
| Hartselle | 16 | 66 | 17 | 480 |

| Police Department | Part I | | Part II | |
|-------------------|----------|-------|----------|-------|
| | Juvenile | Adult | Juvenile | Adult |
| Headland | 22 | 23 | 15 | 148 |
| Heflin | 4 | 17 | 11 | 165 |
| Helena | 0 | 13 | 12 | 362 |
| Henegar | 0 | 7 | 0 | 61 |
| Hillsboro | 0 | 2 | 0 | 22 |
| Hokes Bluff | 0 | 11 | 7 | 94 |
| Hollywood | 0 | 0 | 1 | 67 |
| Homewood | 47 | 234 | 23 | 514 |
| Hoover | N/A | N/A | N/A | N/A |
| Hueytown | 20 | 122 | 51 | 2,195 |
| Huntsville | 472 | 2,040 | 794 | 6,927 |
| Ider | 0 | 1 | 0 | 36 |
| Irondale | 4 | 40 | 9 | 910 |
| Jackson | 7 | 32 | 2 | 320 |
| Jacksonville | 8 | 123 | 22 | 606 |
| Jasper | 13 | 288 | 32 | 1,654 |
| Jemison | 1 | 28 | 5 | 237 |
| Killen | 0 | 7 | 5 | 97 |
| Kimberly | 0 | 4 | 2 | 108 |
| LaFayette | 14 | 45 | 6 | 345 |
| Lakeview | 0 | 2 | 2 | 100 |
| Lanett | 8 | 126 | 41 | 388 |
| Leeds | 10 | 72 | 25 | 436 |
| Leesburg | 0 | 0 | 2 | 3 |
| Leighton | 0 | 1 | 0 | 60 |
| Level Plains | 2 | 15 | 4 | 96 |
| Lexington | 0 | 3 | 0 | 33 |
| Lincoln | 0 | 41 | 6 | 501 |
| Linden | 0 | 10 | 16 | 141 |
| Lineville | 0 | 7 | 5 | 97 |
| Littleville | 0 | 19 | 0 | 90 |
| Livingston | 2 | 15 | 3 | 76 |
| Lockhart | 0 | 0 | 0 | 12 |
| Loxley | 2 | 31 | 15 | 312 |
| Luverne | 0 | 20 | 3 | 120 |
| Madison | 12 | 92 | 54 | 898 |
| Maplesville | 0 | 7 | 3 | 213 |
| Margaret | 0 | 1 | 2 | 91 |

| Police Department | Part I | | Part II | |
|-------------------|----------|-------|----------|--------|
| | Juvenile | Adult | Juvenile | Adult |
| Marion | 0 | 36 | 2 | 132 |
| McIntosh | 0 | 1 | 3 | 59 |
| McKenzie | 1 | 6 | 2 | 68 |
| Midfield | 4 | 35 | 3 | 271 |
| Midland City | 0 | 10 | 1 | 90 |
| Millbrook | 6 | 84 | 43 | 420 |
| Millry | 0 | 0 | 0 | 12 |
| Mobile | 1,064 | 2,554 | 2,006 | 20,578 |
| Monroeville | 18 | 82 | 30 | 716 |
| Montevallo | 0 | 41 | 0 | 642 |
| Montgomery | 167 | 433 | 644 | 1,039 |
| Moody | 1 | 17 | 5 | 429 |
| Morris | 0 | 6 | 9 | 218 |
| Mosses | 0 | 1 | 0 | 2 |
| Moulton | 0 | 4 | 0 | 27 |
| Moundville | 0 | 22 | 4 | 126 |
| Mt Vernon | 0 | 4 | 0 | 40 |
| Mountain Brook | 5 | 67 | 10 | 452 |
| Muscle Shoals | 2 | 164 | 6 | 471 |
| Napier Field | 0 | 1 | 0 | 5 |
| New Brockton | 0 | 1 | 0 | 41 |
| New Hope | 0 | 11 | 6 | 127 |
| Newton | 0 | 11 | 0 | 69 |
| North Courtland | 0 | 5 | 0 | 30 |
| Northport | 17 | 155 | 45 | 639 |
| Notasulga | 0 | 4 | 0 | 19 |
| Oakman | 0 | 13 | 0 | 32 |
| Odenville | 2 | 12 | 10 | 280 |
| Ohatchee | 1 | 3 | 2 | 81 |
| Oneonta | 11 | 56 | 6 | 359 |
| Opelika | 69 | 330 | 149 | 1,937 |
| Opp | 1 | 27 | 42 | 600 |
| Orange Beach | 4 | 14 | 26 | 709 |
| Owens Crossroads | 1 | 0 | 0 | 47 |
| Oxford | 68 | 433 | 35 | 961 |
| Ozark | 36 | 161 | 88 | 1,379 |
| Parrish | 0 | 7 | 0 | 31 |
| Pelham | 0 | 70 | 3 | 550 |

| Police Department | Part I | | Part II | |
|-------------------|----------|-------|----------|-------|
| | Juvenile | Adult | Juvenile | Adult |
| Pell City | 13 | 134 | 23 | 744 |
| Phenix City | 4 | 289 | 0 | 1,301 |
| Phil Campbell | 0 | 6 | 0 | 53 |
| Piedmont | 0 | 29 | 8 | 363 |
| Pine Hill | 0 | 21 | 0 | 82 |
| Pisgah | 0 | 5 | 0 | 4 |
| Pleasant Grove | 9 | 33 | 16 | 220 |
| Powell | 0 | 3 | 0 | 19 |
| Prattville | 58 | 181 | 144 | 1,553 |
| Priceville | 0 | 7 | 0 | 41 |
| Pritchard | 1 | 121 | 4 | 1,158 |
| Ragland | 0 | 2 | 0 | 25 |
| Rainbow City | 0 | 63 | 0 | 350 |
| Rainsville | 4 | 26 | 2 | 229 |
| Ranburne | 0 | 9 | 0 | 33 |
| Red Bay | 0 | 13 | 0 | 272 |
| Reform | 2 | 12 | 3 | 99 |
| Riverside | 0 | 3 | 0 | 25 |
| Roanoke | 3 | 44 | 16 | 739 |
| Robertsdale | 4 | 41 | 71 | 1,052 |
| Rogersville | 0 | 0 | 0 | 22 |
| Russellville | 7 | 67 | 17 | 319 |
| Samson | 0 | 9 | 3 | 143 |
| Saraland | 4 | 108 | 3 | 423 |
| Sardis City | 0 | 4 | 0 | 66 |
| Satsuma | 4 | 10 | 19 | 282 |
| Scottsboro | 13 | 69 | 5 | 375 |
| Selma | 21 | 271 | 41 | 644 |
| Sheffield | 6 | 77 | 36 | 997 |
| Shorter | 0 | 6 | 0 | 12 |
| Silverhill | 0 | 0 | 0 | 7 |
| Sipsey | 0 | 1 | 0 | 37 |
| Skyline | 0 | 1 | 1 | 16 |
| Slocomb | 0 | 7 | 0 | 50 |
| Snead | 0 | 3 | 2 | 13 |
| Somerville | 0 | 2 | 1 | 72 |
| Southside | 1 | 14 | 33 | 285 |
| Spanish Fort | 34 | 61 | 12 | 141 |

| Police Department | Part I | | Part II | |
|-------------------|----------|-------|----------|-------|
| | Juvenile | Adult | Juvenile | Adult |
| Springville | 0 | 10 | 7 | 132 |
| St Florian | 0 | 4 | 0 | 10 |
| Stevenson | 4 | 23 | 8 | 238 |
| Sulligent | 0 | 18 | 0 | 67 |
| Summerdale | 0 | 9 | 2 | 369 |
| Sumiton | 0 | 122 | 0 | 414 |
| Sylacauga | 0 | 169 | 0 | 1,711 |
| Sylvania | 0 | 2 | 0 | 41 |
| Talladega | 10 | 95 | 5 | 316 |
| Tallassee | 2 | 46 | 20 | 449 |
| Tarrant | 26 | 84 | 55 | 637 |
| Taylor | 0 | 0 | 0 | 10 |
| Thomasville | 14 | 62 | 25 | 290 |
| Town Creek | 0 | 7 | 0 | 96 |
| Trafford | 0 | 0 | 0 | 18 |
| Triana | 0 | 2 | 0 | 4 |
| Trinity | 0 | 12 | 0 | 92 |
| Troy | 24 | 135 | 72 | 1,005 |
| Tuscaloosa | 250 | 725 | 366 | 6,113 |
| Tuscumbia | 0 | 11 | 4 | 274 |
| Tuskegee | 7 | 79 | 17 | 302 |
| Union Springs | 0 | 15 | 0 | 18 |
| Uniontown | 0 | 22 | 0 | 51 |
| Valley | 20 | 98 | 50 | 585 |
| Valley Head | 0 | 0 | 0 | 12 |
| Vance | 0 | 7 | 0 | 23 |
| Vestavia Hills | 3 | 23 | 11 | 388 |
| Warrior | 0 | 9 | 4 | 173 |
| Weaver | 3 | 6 | 3 | 149 |
| Wedowee | 0 | 7 | 0 | 43 |
| Wetumpka | 10 | 70 | 8 | 396 |
| Winfield | 0 | 19 | 1 | 49 |
| Woodstock | 0 | 28 | 0 | 155 |
| York | 2 | 20 | 2 | 60 |

| Sheriff's Office | Part I | | Part II | |
|------------------|----------|-------|----------|-------|
| | Juvenile | Adult | Juvenile | Adult |
| Autauga | 1 | 92 | 3 | 370 |
| Baldwin | N/A | N/A | N/A | N/A |
| Barbour | 1 | 13 | 1 | 21 |
| Bibb | 0 | 74 | 1 | 749 |
| Blount | 0 | 94 | 3 | 413 |
| Bullock | 0 | 22 | 0 | 17 |
| Butler | 3 | 82 | 10 | 618 |
| Calhoun | 3 | 83 | 12 | 896 |
| Chambers | 1 | 61 | 2 | 486 |
| Cherokee | 0 | 30 | 0 | 325 |
| Chilton | 6 | 146 | 2 | 588 |
| Choctaw | 0 | 0 | 0 | 0 |
| Clarke | 0 | 0 | 0 | 0 |
| Clay | 2 | 29 | 5 | 355 |
| Cleburne | 0 | 43 | 3 | 355 |
| Coffee | 0 | 20 | 1 | 99 |
| Colbert | 1 | 205 | 0 | 830 |
| Conecuh | 0 | 9 | 0 | 54 |
| Coosa | 2 | 63 | 4 | 423 |
| Covington | 1 | 52 | 10 | 803 |
| Crenshaw | 3 | 36 | 15 | 531 |
| Cullman | 1 | 174 | 6 | 3,137 |
| Dale | 0 | 49 | 5 | 517 |
| Dallas | 0 | 0 | 0 | 0 |
| DeKalb | 1 | 87 | 0 | 569 |
| Elmore | 13 | 381 | 40 | 3,153 |
| Escambia | 0 | 30 | 1 | 314 |
| Etowah | 0 | 24 | 2 | 816 |
| Fayette | 6 | 30 | 16 | 408 |
| Franklin | 0 | 37 | 1 | 358 |
| Geneva | 1 | 60 | 0 | 277 |
| Greene | 0 | 44 | 0 | 211 |
| Hale | 1 | 78 | 5 | 183 |
| Henry | 5 | 36 | 3 | 278 |
| Houston | 2 | 117 | 3 | 1,549 |
| Jackson | 0 | 119 | 0 | 1,257 |
| Jefferson | 67 | 304 | 241 | 2,676 |
| Lamar | 0 | 4 | 0 | 9 |

| Sheriff's Office | Part I | | Part II | |
|------------------|----------|-------|----------|-------|
| | Juvenile | Adult | Juvenile | Adult |
| Lauderdale | 1 | 104 | 1 | 867 |
| Lawrence | 0 | 121 | 2 | 1,368 |
| Lee | 3 | 129 | 2 | 1,027 |
| Limestone | 37 | 229 | 110 | 2,333 |
| Lowndes | 0 | 108 | 0 | 410 |
| Macon | 0 | 21 | 3 | 42 |
| Madison | 3 | 330 | 4 | 1,902 |
| Marengo | 6 | 25 | 0 | 29 |
| Marion | 0 | 1 | 4 | 181 |
| Marshall | 1 | 197 | 15 | 1,128 |
| Mobile | N/A | N/A | N/A | N/A |
| Monroe | 1 | 56 | 0 | 374 |
| Montgomery | 7 | 310 | 8 | 1,504 |
| Morgan | 3 | 91 | 0 | 289 |
| Perry | 0 | 17 | 1 | 89 |
| Pickens | 2 | 25 | 1 | 117 |
| Pike | 2 | 18 | 1 | 235 |
| Randolph | 0 | 36 | 0 | 384 |
| Russell | 3 | 115 | 2 | 866 |
| Shelby | 16 | 369 | 57 | 2,646 |
| St. Clair | 0 | 276 | 19 | 2,268 |
| Sumter | 0 | 0 | 0 | 0 |
| Talladega | 1 | 127 | 2 | 887 |
| Tallapoosa | 3 | 91 | 9 | 986 |
| Tuscaloosa | 41 | 284 | 144 | 1,645 |
| Walker | 1 | 50 | 0 | 392 |
| Washington | 1 | 42 | 1 | 323 |
| Wilcox | 0 | 55 | 0 | 159 |
| Winston | 0 | 88 | 2 | 428 |

| Miscellaneous Department | Part I | | Part II | |
|--------------------------|----------|-------|----------|-------|
| | Juvenile | Adult | Juvenile | Adult |
| ABC Board | 0 | 10 | 0 | 50 |
| Marine Police | 0 | 0 | 0 | 0 |

| Drug Task Force | Part I | | Part II | |
|-----------------|----------|-------|----------|-------|
| | Juvenile | Adult | Juvenile | Adult |
| 22nd Judicial | 0 | 2 | 4 | 82 |
| 24th Judicial | 0 | 0 | 0 | 138 |
| Jackson City | 0 | 0 | 0 | 51 |
| Lawrence County | 0 | 0 | 0 | 103 |
| Madison County | 0 | 3 | 13 | 720 |
| Shelby County | 0 | 0 | 0 | 18 |

| Universities & Colleges | Part I | | Part II | |
|--|----------|-------|----------|-------|
| | Juvenile | Adult | Juvenile | Adult |
| Alabama A&M | 0 | 0 | 0 | 0 |
| Alabama State University | 0 | 2 | 0 | 18 |
| Auburn University Montgomery | 0 | 1 | 0 | 3 |
| Jacksonville State University | 0 | 6 | 0 | 47 |
| University of Montevallo | 0 | 0 | 0 | 3 |
| Troy University | 1 | 2 | 2 | 21 |
| University of Alabama at Huntsville | 0 | 3 | 0 | 20 |
| University of Alabama | 0 | 22 | 8 | 554 |
| University of North Alabama | 0 | 1 | 1 | 35 |
| University of South Alabama | 2 | 6 | 1 | 43 |
| University of West Alabama | 0 | 0 | 0 | 0 |

Appendix B

Appendix B contains a 2008 Crime by County report. This report gives a breakdown of the seven index offenses by agency with composite county totals and rates.

| Agency | Population | Index | | | | | | | Motor Vehicle |
|--------------------------------|----------------|-----------------|--------------|--------------|---------------|---------------|-----------------|-----------------|---------------|
| | | Crimes | Homicide | Rape | Robbery | Assault | Burglary | Theft | Theft |
| Jefferson County | 150,404 | 6,597 | 5 | 61 | 282 | 289 | 2,358 | 3,103 | 499 |
| Bessemer | 28,479 | 4,295 | 5 | 27 | 193 | 354 | 1,046 | 2,392 | 278 |
| Birmingham | 227,713 | 23,303 | 82 | 212 | 1,499 | 1,456 | 5,153 | 12,761 | 2,140 |
| Mountain Brook | 21,057 | 410 | 0 | 0 | 3 | 0 | 100 | 303 | 4 |
| Fairfield | 11,303 | 1,651 | 3 | 9 | 99 | 76 | 408 | 912 | 144 |
| Gardendale | 13,626 | 561 | 1 | 1 | 11 | 14 | 77 | 437 | 20 |
| Leeds | 11,041 | 680 | 5 | 7 | 35 | 51 | 134 | 399 | 49 |
| Midfield | 5,158 | 491 | 0 | 1 | 33 | 17 | 160 | 243 | 37 |
| Tarrant | 6,505 | 638 | 2 | 2 | 45 | 36 | 223 | 295 | 35 |
| Vestavia Hills | 31,032 | 356 | 0 | 3 | 13 | 12 | 106 | 204 | 18 |
| Homewood | 23,771 | 1,710 | 1 | 13 | 116 | 35 | 326 | 1,136 | 83 |
| Fultondale | 6,945 | 506 | 0 | 3 | 15 | 17 | 95 | 348 | 28 |
| Irondale | 9,426 | 590 | 0 | 5 | 29 | 29 | 160 | 336 | 31 |
| Pleasant Grove | 10,299 | 262 | 1 | 0 | 5 | 9 | 87 | 139 | 21 |
| Graysville | 2,367 | 35 | 0 | 0 | 0 | 0 | 13 | 18 | 4 |
| Brighton | 3,247 | 13 | 0 | 0 | 1 | 1 | 4 | 7 | 0 |
| Hueytown | 15,708 | 764 | 1 | 3 | 24 | 30 | 176 | 475 | 55 |
| Trussville | 18,943 | 979 | 0 | 2 | 22 | 4 | 101 | 811 | 39 |
| Adamsville | 4,722 | 365 | 0 | 1 | 9 | 5 | 28 | 305 | 17 |
| Warrior | 3,003 | 84 | 0 | 0 | 3 | 3 | 9 | 62 | 7 |
| Trafford | 493 | 8 | 0 | 0 | 0 | 0 | 0 | 8 | 0 |
| Morris | 1,904 | 26 | 0 | 0 | 1 | 0 | 4 | 20 | 1 |
| Kimberly | 2,743 | 51 | 0 | 1 | 0 | 1 | 11 | 33 | 5 |
| Grand Total | 609,889 | 44,375 | 106 | 351 | 2,438 | 2,439 | 10,779 | 24,747 | 3,515 |
| Per/100,000 | | 7,275.91 | 17.38 | 57.55 | 399.74 | 399.91 | 1,767.37 | 4,057.62 | 576.33 |
| Mobile County | 91,280 | 2,654 | 9 | 24 | 84 | 106 | 778 | 1,385 | 268 |
| Mobile | 251,041 | 15,095 | 42 | 27 | 875 | 260 | 3,305 | 9,470 | 1,071 |
| Prichard | 27,691 | 2,177 | 12 | 3 | 161 | 156 | 602 | 923 | 320 |
| Chickasaw | 5,935 | 473 | 2 | 3 | 17 | 23 | 143 | 240 | 45 |
| Citronelle | 3,708 | 111 | 0 | 0 | 5 | 13 | 31 | 62 | 0 |
| Saraland | 12,893 | 358 | 0 | 0 | 18 | 19 | 89 | 214 | 18 |
| Bayou La Batre | 2,716 | 297 | 1 | 0 | 10 | 11 | 73 | 184 | 18 |
| Satsuma | 6,029 | 131 | 0 | 2 | 1 | 8 | 21 | 81 | 18 |
| Mount Vernon | 817 | 52 | 0 | 1 | 2 | 19 | 5 | 24 | 1 |
| Creola | 2,082 | 68 | 0 | 1 | 0 | 7 | 9 | 44 | 7 |
| University Of South Alabama | | 225 | 0 | 3 | 9 | 4 | 49 | 157 | 3 |
| Dauphin Island | 1,605 | 66 | 0 | 0 | 1 | 0 | 24 | 39 | 2 |
| Grand Total | 405,797 | 21,662 | 66 | 64 | 1,183 | 626 | 5,129 | 12,823 | 1,771 |
| Per/100,000 | | 5,338.14 | 16.26 | 15.77 | 291.53 | 154.26 | 1,263.93 | 3,129.95 | 436.43 |
| Montgomery County | 22,162 | 772 | 0 | 6 | 9 | 37 | 225 | 405 | 90 |
| Montgomery | 204,398 | 13,428 | 23 | 47 | 463 | 350 | 3,513 | 8,117 | 915 |
| Alabama State University | | 177 | 0 | 0 | 15 | 2 | 22 | 134 | 4 |
| Auburn University | | 61 | 0 | 1 | 0 | 0 | 11 | 48 | 1 |
| Montgomery | | | | | | | | | |
| Grand Total | 226,560 | 14,438 | 23 | 54 | 487 | 389 | 3,771 | 8,704 | 1,010 |
| Per/100,000 | | 6,372.70 | 10.15 | 23.83 | 214.95 | 171.69 | 1,664.45 | 3,841.80 | 445.79 |

| Agency | Population | Index | | | | | | | Motor Vehicle |
|--------------------|----------------|-----------------|-------------|--------------|--------------|---------------|---------------|-----------------|---------------|
| | | Crimes | Homicide | Rape | Robbery | Assault | Burglary | Theft | Theft |
| Autauga County | 18,691 | 414 | 2 | 7 | 2 | 16 | 127 | 207 | 53 |
| Prattville | 31,242 | 1,385 | 1 | 11 | 23 | 59 | 244 | 988 | 59 |
| Autaugaville | 877 | 15 | 0 | 0 | 0 | 0 | 8 | 7 | 0 |
| Grand Total | 50,810 | 1,814 | 3 | 18 | 25 | 75 | 379 | 1,202 | 112 |
| Per/100,000 | | 3,570.16 | 5.90 | 35.42 | 49.20 | 147.60 | 745.91 | 2,365.67 | 220.42 |
| Baldwin County | 86,013 | 1,231 | 3 | 17 | 22 | 95 | 339 | 685 | 70 |
| Bay Minette | 7,710 | 458 | 0 | 7 | 15 | 45 | 56 | 318 | 17 |
| Fairhope | 17,180 | 429 | 0 | 5 | 3 | 2 | 95 | 308 | 16 |
| Foley | 14,157 | 783 | 1 | 6 | 25 | 67 | 91 | 565 | 28 |
| Gulf Shores | 10,985 | 595 | 1 | 19 | 6 | 7 | 57 | 497 | 8 |
| Robertsdale | 5,018 | 295 | 1 | 5 | 1 | 6 | 45 | 228 | 9 |
| Loxley | 1,659 | 125 | 2 | 3 | 15 | 8 | 6 | 85 | 6 |
| Silver Hill | 695 | 16 | 0 | 1 | 0 | 0 | 8 | 7 | 0 |
| Daphne | 19,245 | 433 | 0 | 4 | 6 | 21 | 81 | 293 | 28 |
| Summerdale | 714 | 57 | 0 | 1 | 1 | 5 | 8 | 38 | 4 |
| Elberta | 582 | 135 | 0 | 1 | 2 | 7 | 35 | 79 | 11 |
| Orange Beach | 6,589 | 359 | 0 | 5 | 0 | 10 | 57 | 281 | 6 |
| Spanish Fort | 5,831 | 233 | 0 | 1 | 6 | 6 | 38 | 181 | 1 |
| Grand Total | 176,378 | 5,149 | 8 | 75 | 102 | 279 | 916 | 3,565 | 204 |
| Per/100,000 | | 2,919.29 | 4.53 | 42.52 | 57.83 | 158.18 | 519.33 | 2,021.22 | 115.66 |
| Barbour County | 8,864 | 78 | 0 | 1 | 0 | 17 | 57 | 0 | 3 |
| Eufaula | 14,560 | 457 | 0 | 5 | 22 | 18 | 59 | 336 | 17 |
| Clayton | 1,358 | 50 | 0 | 0 | 1 | 12 | 6 | 28 | 3 |
| Grand Total | 24,782 | 585 | 0 | 6 | 23 | 47 | 122 | 364 | 23 |
| Per/100,000 | | 2,360.58 | 0.00 | 24.21 | 92.80 | 189.65 | 492.29 | 1,468.80 | 92.80 |
| Bibb County | 12,327 | 158 | 0 | 2 | 1 | 17 | 54 | 71 | 13 |
| Centreville | 2,533 | 4 | 0 | 0 | 0 | 0 | 1 | 2 | 1 |
| Brent | 4,384 | 135 | 0 | 1 | 3 | 17 | 26 | 86 | 2 |
| West Blocton | 1,425 | 1 | 0 | 0 | 0 | 0 | 0 | 1 | 0 |
| Woodstock | 1,023 | 101 | 0 | 2 | 1 | 0 | 26 | 54 | 18 |
| Grand Total | 21,692 | 399 | 0 | 5 | 5 | 34 | 107 | 214 | 34 |
| Per/100,000 | | 1,839.38 | 0.00 | 23.04 | 23.04 | 156.73 | 493.26 | 986.53 | 156.73 |
| Blount County | 45,663 | 696 | 0 | 7 | 6 | 32 | 263 | 378 | 10 |
| Oneonta | 7,058 | 246 | 0 | 0 | 5 | 11 | 22 | 195 | 13 |
| Blountsville | 1,976 | 70 | 0 | 0 | 0 | 6 | 22 | 37 | 5 |
| Snead | 846 | 30 | 0 | 0 | 0 | 5 | 4 | 18 | 3 |
| Highland Lake | 502 | 2 | 0 | 0 | 0 | 0 | 1 | 1 | 0 |
| Grand Total | 56,045 | 1,044 | 0 | 7 | 11 | 54 | 312 | 629 | 31 |
| Per/100,000 | | 1,862.78 | 0.00 | 12.48 | 19.62 | 96.35 | 556.69 | 1,122.31 | 55.31 |
| Bullock County | 6,139 | 135 | 0 | 0 | 2 | 25 | 29 | 79 | 0 |
| Union Springs | 4,566 | 173 | 0 | 0 | 6 | 11 | 34 | 114 | 8 |
| Grand Total | 10,705 | 308 | 0 | 0 | 8 | 36 | 63 | 193 | 8 |
| Per/100,000 | | 2,877.16 | 0.00 | 0.00 | 74.73 | 336.29 | 588.51 | 1,802.89 | 74.73 |
| Butler County | 10,925 | 247 | 0 | 2 | 1 | 18 | 95 | 124 | 7 |
| Greenville | 6,974 | 428 | 1 | 0 | 12 | 22 | 66 | 313 | 14 |

| Agency | Population | Index | | | | | | | Motor Vehicle |
|-------------------------------|----------------|-----------------|--------------|--------------|---------------|---------------|-----------------|-----------------|---------------|
| | | Crimes | Homicide | Rape | Robbery | Assault | Burglary | Theft | Theft |
| Georgiana | 1,557 | 64 | 0 | 0 | 1 | 14 | 12 | 35 | 2 |
| Mckenzie | 602 | 11 | 0 | 0 | 0 | 2 | 3 | 4 | 2 |
| Grand Total | 20,058 | 750 | 1 | 2 | 14 | 56 | 176 | 476 | 25 |
| Per/100,000 | | 3,739.15 | 4.98 | 9.97 | 69.79 | 279.19 | 877.45 | 2,373.11 | 124.63 |
| Calhoun County | 52,329 | 316 | 1 | 8 | 8 | 3 | 101 | 193 | 2 |
| Anniston | 23,620 | 3,001 | 13 | 28 | 179 | 352 | 788 | 1,478 | 163 |
| Jacksonville | 9,881 | 737 | 0 | 2 | 34 | 35 | 251 | 397 | 18 |
| Piedmont | 4,962 | 244 | 0 | 1 | 2 | 33 | 48 | 151 | 9 |
| Weaver | 2,686 | 64 | 0 | 0 | 0 | 4 | 20 | 39 | 1 |
| Oxford | 17,809 | 1,294 | 1 | 12 | 47 | 43 | 179 | 957 | 55 |
| Ohatchee | 1,237 | 52 | 0 | 1 | 0 | 3 | 16 | 26 | 6 |
| Jacksonville State University | | 142 | 0 | 1 | 0 | 4 | 24 | 112 | 1 |
| Grand Total | 112,524 | 5,850 | 15 | 53 | 270 | 477 | 1,427 | 3,353 | 255 |
| Per/100,000 | | 5,198.89 | 13.33 | 47.10 | 239.94 | 423.90 | 1,268.17 | 2,979.80 | 226.61 |
| Chambers County | 15,410 | 206 | 0 | 4 | 3 | 13 | 69 | 108 | 9 |
| Lafayette | 3,013 | 203 | 0 | 1 | 3 | 25 | 37 | 128 | 9 |
| Lanett | 7,420 | 839 | 2 | 11 | 45 | 27 | 222 | 490 | 42 |
| Valley | 8,774 | 697 | 0 | 8 | 18 | 33 | 146 | 475 | 17 |
| Grand Total | 34,617 | 1,945 | 2 | 24 | 69 | 98 | 474 | 1,201 | 77 |
| Per/100,000 | | 5,618.62 | 5.77 | 69.33 | 199.32 | 283.09 | 1,369.26 | 3,469.39 | 222.43 |
| Cherokee County | 18,697 | 165 | 0 | 0 | 0 | 15 | 37 | 113 | 0 |
| Centre | 3,491 | 140 | 0 | 1 | 1 | 1 | 14 | 114 | 9 |
| Cedar Bluff | 1,657 | 65 | 1 | 0 | 1 | 12 | 16 | 32 | 3 |
| Leesburg | 822 | 15 | 0 | 0 | 0 | 3 | 2 | 9 | 1 |
| Grand Total | 24,667 | 385 | 1 | 1 | 2 | 31 | 69 | 268 | 13 |
| Per/100,000 | | 1,560.78 | 4.05 | 4.05 | 8.10 | 125.67 | 279.72 | 1,086.47 | 52.70 |
| Chilton County | 28,146 | 805 | 0 | 9 | 3 | 316 | 159 | 312 | 6 |
| Clanton | 8,849 | 534 | 0 | 5 | 8 | 41 | 80 | 374 | 26 |
| Maplesville | 690 | 49 | 0 | 0 | 0 | 1 | 3 | 41 | 4 |
| Jemison | 2,661 | 128 | 0 | 0 | 3 | 8 | 20 | 80 | 17 |
| Thorsby | 2,068 | 13 | 0 | 0 | 0 | 0 | 5 | 7 | 1 |
| Grand Total | 42,414 | 1,529 | 0 | 14 | 14 | 366 | 267 | 814 | 54 |
| Per/100,000 | | 3,604.94 | 0.00 | 33.00 | 33.00 | 862.92 | 629.50 | 1,919.17 | 127.31 |
| Butler | 1,699 | 18 | 0 | 0 | 0 | 0 | 7 | 9 | 2 |
| Silas | 472 | 5 | 0 | 0 | 0 | 0 | 4 | 1 | 0 |
| Grand Total | 2,171 | 23 | 0 | 0 | 0 | 0 | 11 | 10 | 2 |
| Per/100,000 | | 1,059.41 | 0.00 | 0.00 | 0.00 | 0.00 | 506.67 | 460.61 | 92.12 |
| Jackson | 5,091 | 146 | 0 | 3 | 2 | 13 | 33 | 91 | 4 |
| Thomasville | 4,474 | 268 | 0 | 2 | 0 | 30 | 37 | 189 | 10 |
| Grove Hill | 1,338 | 10 | 0 | 0 | 0 | 2 | 3 | 5 | 0 |
| Coffeeville | 344 | 4 | 0 | 0 | 0 | 1 | 0 | 2 | 1 |
| Grand Total | 11,247 | 428 | 0 | 5 | 2 | 46 | 73 | 287 | 15 |
| Per/100,000 | | 3,805.45 | 0.00 | 44.45 | 17.78 | 408.99 | 649.06 | 2,551.79 | 133.36 |
| Clay County | 9,533 | 138 | 0 | 3 | 0 | 7 | 55 | 66 | 7 |

| Agency | Population | Index | | | | | | | Motor Vehicle |
|-------------------------------|---------------|-----------------|-------------|--------------|---------------|---------------|-----------------|-----------------|---------------|
| | | Crimes | Homicide | Rape | Robbery | Assault | Burglary | Theft | Theft |
| Ashland | 1,862 | 28 | 0 | 1 | 0 | 2 | 4 | 21 | 0 |
| Lineville | 2,363 | 41 | 0 | 0 | 0 | 13 | 0 | 28 | 0 |
| Grand Total | 13,758 | 207 | 0 | 4 | 0 | 22 | 59 | 115 | 7 |
| Per/100,000 | | 1,504.57 | 0.00 | 29.07 | 0.00 | 159.90 | 428.84 | 835.87 | 50.87 |
| Cleburne County | 10,777 | 238 | 0 | 0 | 3 | 24 | 76 | 113 | 22 |
| Heflin | 3,543 | 121 | 1 | 2 | 1 | 15 | 17 | 74 | 11 |
| Ranburne | 481 | 23 | 0 | 0 | 0 | 0 | 5 | 17 | 1 |
| Grand Total | 14,801 | 382 | 1 | 2 | 4 | 39 | 98 | 204 | 34 |
| Per/100,000 | | 2,580.90 | 6.75 | 13.51 | 27.02 | 263.49 | 662.11 | 1,378.28 | 229.71 |
| Coffee County | 16,722 | 217 | 0 | 4 | 2 | 7 | 67 | 112 | 25 |
| Elba | 4,124 | 200 | 0 | 2 | 1 | 12 | 48 | 134 | 3 |
| Enterprise | 24,630 | 439 | 1 | 8 | 48 | 51 | 129 | 173 | 29 |
| New Brockton | 1,227 | 25 | 0 | 0 | 0 | 0 | 2 | 23 | 0 |
| Kinston | 612 | 4 | 0 | 0 | 0 | 0 | 2 | 1 | 1 |
| Grand Total | 47,315 | 885 | 1 | 14 | 51 | 70 | 248 | 443 | 58 |
| Per/100,000 | | 1,870.44 | 2.11 | 29.58 | 107.78 | 147.94 | 524.14 | 936.27 | 122.58 |
| Colbert County | 21,384 | 732 | 0 | 5 | 4 | 160 | 122 | 418 | 23 |
| Sheffield | 9,118 | 740 | 2 | 7 | 27 | 33 | 169 | 474 | 28 |
| Tuscumbia | 8,275 | 255 | 0 | 1 | 7 | 7 | 73 | 161 | 6 |
| Muscle Shoals | 12,925 | 713 | 0 | 3 | 19 | 56 | 128 | 487 | 20 |
| Cherokee | 1,167 | 14 | 0 | 0 | 1 | 2 | 4 | 7 | 0 |
| Leighton | 828 | 25 | 0 | 1 | 0 | 7 | 6 | 11 | 0 |
| Littleville | 950 | 27 | 0 | 0 | 0 | 1 | 5 | 18 | 3 |
| Grand Total | 54,647 | 2,506 | 2 | 17 | 58 | 266 | 507 | 1,576 | 80 |
| Per/100,000 | | 4,585.79 | 3.65 | 31.10 | 106.13 | 486.76 | 927.77 | 2,883.96 | 146.39 |
| Conecuh County | 9,131 | 110 | 1 | 0 | 0 | 7 | 47 | 51 | 4 |
| Evergreen | 3,390 | 153 | 0 | 0 | 1 | 19 | 33 | 91 | 9 |
| Grand Total | 12,521 | 263 | 1 | 0 | 1 | 26 | 80 | 142 | 13 |
| Per/100,000 | | 2,100.47 | 7.98 | 0.00 | 7.98 | 207.65 | 638.92 | 1,134.09 | 103.82 |
| Coosa County | 8,859 | 284 | 0 | 3 | 1 | 20 | 100 | 155 | 5 |
| Rockford | 392 | 8 | 0 | 0 | 0 | 0 | 3 | 5 | 0 |
| Grand Total | 9,251 | 292 | 0 | 3 | 1 | 20 | 103 | 160 | 5 |
| Per/100,000 | | 3,156.41 | 0.00 | 32.42 | 10.80 | 216.19 | 1,113.39 | 1,729.54 | 54.04 |
| Covington County | 18,435 | 79 | 2 | 5 | 1 | 4 | 33 | 33 | 1 |
| Andalusia | 8,689 | 533 | 0 | 8 | 4 | 44 | 94 | 361 | 22 |
| Opp | 6,662 | 200 | 0 | 2 | 3 | 13 | 23 | 159 | 0 |
| Floral | 1,899 | 65 | 0 | 0 | 2 | 3 | 14 | 43 | 3 |
| Gantt | 240 | 4 | 0 | 0 | 0 | 0 | 2 | 2 | 0 |
| Red Level | 554 | 10 | 0 | 0 | 0 | 1 | 3 | 6 | 0 |
| Lockhart | 545 | 5 | 0 | 0 | 1 | 0 | 0 | 3 | 1 |
| 22Nd Judicial Drug Task Force | | 1 | 0 | 0 | 0 | 1 | 0 | 0 | 0 |
| Grand Total | 37,024 | 897 | 2 | 15 | 11 | 66 | 169 | 607 | 27 |
| Per/100,000 | | 2,422.75 | 5.40 | 40.51 | 29.71 | 178.26 | 456.46 | 1,639.47 | 72.92 |
| Crenshaw County | 9,580 | 181 | 1 | 2 | 0 | 8 | 59 | 94 | 17 |

| Agency | Population | Index | | | | | | | Motor Vehicle |
|--------------------|---------------|-----------------|--------------|--------------|---------------|---------------|-----------------|-----------------|---------------|
| | | Crimes | Homicide | Rape | Robbery | Assault | Burglary | Theft | Theft |
| Luverne | 2,763 | 104 | 0 | 0 | 1 | 13 | 14 | 72 | 4 |
| Brantley | 914 | 12 | 0 | 0 | 0 | 1 | 0 | 11 | 0 |
| Dozier | 397 | 1 | 0 | 0 | 0 | 0 | 0 | 1 | 0 |
| Grand Total | 13,654 | 298 | 1 | 2 | 1 | 22 | 73 | 178 | 21 |
| Per/100,000 | | 2,182.51 | 7.32 | 14.64 | 7.32 | 161.12 | 534.64 | 1,303.64 | 153.80 |
| Cullman County | 62,842 | 1,383 | 1 | 28 | 5 | 100 | 351 | 828 | 70 |
| Cullman | 15,074 | 737 | 0 | 2 | 4 | 11 | 103 | 588 | 29 |
| Hanceville | 3,367 | 152 | 0 | 2 | 3 | 12 | 22 | 110 | 3 |
| Grand Total | 81,283 | 2,272 | 1 | 32 | 12 | 123 | 476 | 1,526 | 102 |
| Per/100,000 | | 2,795.17 | 1.23 | 39.36 | 14.76 | 151.32 | 585.60 | 1,877.39 | 125.48 |
| Dale County | 20,544 | 212 | 0 | 2 | 1 | 44 | 57 | 102 | 6 |
| Ozark | 14,584 | 801 | 0 | 7 | 23 | 58 | 154 | 514 | 45 |
| Daleville | 4,512 | 190 | 0 | 3 | 5 | 3 | 63 | 103 | 13 |
| Level Plains | 1,502 | 68 | 0 | 0 | 5 | 12 | 17 | 34 | 0 |
| Napier Field | 394 | 11 | 0 | 1 | 0 | 1 | 7 | 1 | 1 |
| Newton | 1,648 | 72 | 0 | 0 | 0 | 3 | 12 | 51 | 6 |
| Midland City | 1,865 | 47 | 0 | 0 | 5 | 9 | 7 | 24 | 2 |
| Clayhatchee | 491 | 12 | 0 | 0 | 0 | 2 | 3 | 6 | 1 |
| Grand Total | 45,540 | 1,413 | 0 | 13 | 39 | 132 | 320 | 835 | 74 |
| Per/100,000 | | 3,102.76 | 0.00 | 28.54 | 85.63 | 289.85 | 702.67 | 1,833.55 | 162.49 |
| Dallas County | 24,022 | 639 | 0 | 4 | 9 | 40 | 168 | 364 | 54 |
| Selma | 18,772 | 2,417 | 5 | 20 | 66 | 195 | 578 | 1,350 | 203 |
| Grand Total | 42,794 | 3,056 | 5 | 24 | 75 | 235 | 746 | 1,714 | 257 |
| Per/100,000 | | 7,141.18 | 11.68 | 56.08 | 175.25 | 549.14 | 1,743.23 | 4,005.23 | 600.55 |
| Dekalb County | 38,432 | 595 | 1 | 10 | 5 | 44 | 168 | 310 | 57 |
| Fort Payne | 14,040 | 495 | 1 | 2 | 9 | 23 | 106 | 323 | 31 |
| Collinsville | 1,682 | 36 | 0 | 0 | 0 | 4 | 6 | 24 | 2 |
| Geraldine | 837 | 39 | 0 | 0 | 0 | 4 | 6 | 28 | 1 |
| Henegar | 2,558 | 35 | 0 | 0 | 0 | 4 | 6 | 25 | 0 |
| Powells Crsrds | 975 | 22 | 0 | 0 | 0 | 1 | 4 | 16 | 1 |
| Mentone | 481 | 5 | 0 | 0 | 0 | 0 | 1 | 4 | 0 |
| Rainsville | 4,950 | 144 | 0 | 2 | 0 | 11 | 17 | 107 | 7 |
| Hammondville | 544 | 4 | 0 | 0 | 0 | 0 | 1 | 3 | 0 |
| Crossville | 1,464 | 13 | 0 | 0 | 0 | 0 | 3 | 7 | 3 |
| Sylvania | 1,266 | 16 | 0 | 0 | 0 | 0 | 8 | 8 | 0 |
| Valley Head | 649 | 20 | 0 | 0 | 0 | 1 | 6 | 12 | 1 |
| Ider | 716 | 14 | 0 | 0 | 0 | 0 | 3 | 9 | 2 |
| Grand Total | 68,594 | 1,438 | 2 | 14 | 14 | 92 | 335 | 876 | 105 |
| Per/100,000 | | 2,096.39 | 2.91 | 20.40 | 20.40 | 134.12 | 488.38 | 1,277.07 | 153.07 |
| Elmore County | 46,254 | 746 | 0 | 13 | 16 | 29 | 231 | 420 | 37 |
| Wetumpka | 7,840 | 450 | 0 | 1 | 3 | 19 | 95 | 325 | 7 |
| Tallassee | 5,144 | 375 | 1 | 2 | 5 | 36 | 64 | 254 | 13 |
| Eclectic | 1,160 | 69 | 0 | 0 | 1 | 6 | 11 | 49 | 2 |
| Coosada | 1,645 | 30 | 0 | 0 | 1 | 1 | 5 | 22 | 1 |
| Millbrook | 17,175 | 548 | 1 | 4 | 11 | 3 | 97 | 425 | 7 |
| Grand Total | 79,218 | 2,218 | 2 | 20 | 37 | 94 | 503 | 1,495 | 67 |
| Per/100,000 | | 2,799.86 | 2.52 | 25.24 | 46.70 | 118.65 | 634.95 | 1,887.19 | 84.57 |

| Agency | Population | Index | | | | | | | Motor Vehicle |
|--------------------|----------------|-----------------|--------------|--------------|---------------|---------------|-----------------|-----------------|---------------|
| | | Crimes | Homicide | Rape | Robbery | Assault | Burglary | Theft | Theft |
| Escambia County | 20,912 | 189 | 0 | 2 | 6 | 18 | 48 | 105 | 10 |
| Atmore | 7,391 | 620 | 4 | 5 | 19 | 50 | 108 | 403 | 31 |
| Brewton | 5,256 | 264 | 0 | 2 | 6 | 61 | 28 | 166 | 1 |
| East Brewton | 2,489 | 121 | 0 | 1 | 2 | 6 | 28 | 75 | 9 |
| Flomaton | 1,531 | 42 | 0 | 0 | 1 | 5 | 6 | 29 | 1 |
| Grand Total | 37,579 | 1,236 | 4 | 10 | 34 | 140 | 218 | 778 | 52 |
| Per/100,000 | | 3,289.07 | 10.64 | 26.61 | 90.47 | 372.54 | 580.11 | 2,070.30 | 138.37 |
| Etowah County | 29,921 | 149 | 1 | 3 | 1 | 1 | 22 | 108 | 13 |
| Attalla | 6,515 | 423 | 0 | 4 | 7 | 49 | 47 | 308 | 8 |
| Gadsden | 36,700 | 2,740 | 2 | 36 | 135 | 115 | 575 | 1,716 | 161 |
| Glencoe | 5,344 | 81 | 0 | 1 | 0 | 3 | 17 | 57 | 3 |
| Rainbow City | 9,276 | 268 | 1 | 0 | 2 | 0 | 41 | 215 | 9 |
| Hokes Bluff | 4,452 | 58 | 0 | 0 | 1 | 2 | 9 | 45 | 1 |
| Southside | 8,284 | 95 | 0 | 2 | 0 | 7 | 18 | 64 | 4 |
| Sardis | 2,177 | 69 | 0 | 0 | 0 | 2 | 26 | 38 | 3 |
| Grand Total | 102,669 | 3,883 | 4 | 46 | 146 | 179 | 755 | 2,551 | 202 |
| Per/100,000 | | 3,782.05 | 3.89 | 44.80 | 142.20 | 174.34 | 735.37 | 2,484.68 | 196.74 |
| Fayette County | 10,904 | 110 | 0 | 2 | 2 | 3 | 40 | 49 | 14 |
| Fayette | 4,672 | 197 | 1 | 1 | 5 | 9 | 26 | 142 | 13 |
| Berry | 1,183 | 5 | 0 | 0 | 0 | 0 | 1 | 1 | 3 |
| Grand Total | 16,759 | 312 | 1 | 3 | 7 | 12 | 67 | 192 | 30 |
| Per/100,000 | | 1,861.68 | 5.96 | 17.90 | 41.76 | 71.60 | 399.78 | 1,145.65 | 179.00 |
| Franklin County | 17,373 | 138 | 0 | 4 | 0 | 11 | 47 | 67 | 9 |
| Russellville | 8,758 | 374 | 1 | 3 | 11 | 25 | 64 | 255 | 15 |
| Phil Campbell | 1,035 | 19 | 0 | 0 | 0 | 0 | 4 | 14 | 1 |
| Red Bay | 3,242 | 69 | 0 | 0 | 0 | 9 | 8 | 45 | 7 |
| Hodges | 257 | 6 | 0 | 0 | 0 | 0 | 0 | 6 | 0 |
| Grand Total | 30,665 | 606 | 1 | 7 | 11 | 45 | 123 | 387 | 32 |
| Per/100,000 | | 1,976.19 | 3.26 | 22.82 | 35.87 | 146.74 | 401.10 | 1,262.02 | 104.35 |
| Geneva County | 14,893 | 254 | 0 | 5 | 2 | 21 | 82 | 118 | 26 |
| Geneva | 4,399 | 204 | 0 | 0 | 4 | 17 | 57 | 113 | 13 |
| Samson | 2,006 | 49 | 0 | 1 | 0 | 2 | 13 | 29 | 4 |
| Hartford | 2,408 | 112 | 0 | 6 | 2 | 5 | 15 | 71 | 13 |
| Slocumb | 2,033 | 64 | 0 | 0 | 2 | 5 | 13 | 40 | 4 |
| Grand Total | 25,739 | 683 | 0 | 12 | 10 | 50 | 180 | 371 | 60 |
| Per/100,000 | | 2,653.56 | 0.00 | 46.62 | 38.85 | 194.25 | 699.32 | 1,441.39 | 233.10 |
| Greene County | 5,601 | 239 | 0 | 1 | 9 | 47 | 85 | 85 | 12 |
| Eutaw | 2,941 | 131 | 0 | 0 | 7 | 19 | 39 | 59 | 7 |
| Forkland | 589 | 38 | 0 | 1 | 1 | 13 | 6 | 15 | 2 |
| Grand Total | 9,131 | 408 | 0 | 2 | 17 | 79 | 130 | 159 | 21 |
| Per/100,000 | | 4,468.29 | 0.00 | 21.90 | 186.17 | 865.18 | 1,423.72 | 1,741.32 | 229.98 |
| Hale County | 13,437 | 282 | 2 | 3 | 7 | 51 | 86 | 99 | 34 |
| Greensboro | 2,541 | 111 | 0 | 3 | 1 | 9 | 25 | 66 | 7 |
| Moundville | 2,150 | 109 | 0 | 1 | 0 | 14 | 23 | 59 | 12 |
| Grand Total | 18,128 | 502 | 2 | 7 | 8 | 74 | 134 | 224 | 53 |

| Agency | Population | Index | | | | | | | Motor Vehicle |
|-----------------------------|---------------|-----------------|--------------|--------------|---------------|---------------|-----------------|-----------------|---------------|
| | | Crimes | Homicide | Rape | Robbery | Assault | Burglary | Theft | Theft |
| Per/100,000 | | 2,769.19 | 11.03 | 38.61 | 44.13 | 408.20 | 739.18 | 1,235.65 | 292.36 |
| Henry County | 9,151 | 141 | 1 | 2 | 0 | 19 | 34 | 74 | 11 |
| Abbeville | 2,939 | 95 | 0 | 1 | 2 | 13 | 21 | 54 | 4 |
| Headland | 4,045 | 219 | 0 | 4 | 2 | 13 | 56 | 139 | 5 |
| Newville | 544 | 1 | 0 | 0 | 0 | 0 | 0 | 1 | 0 |
| Grand Total | 16,679 | 456 | 1 | 7 | 4 | 45 | 111 | 268 | 20 |
| Per/100,000 | | 2,733.97 | 5.99 | 41.96 | 23.98 | 269.80 | 665.50 | 1,606.81 | 119.91 |
| Houston County | 24,538 | 556 | 0 | 10 | 10 | 11 | 103 | 364 | 58 |
| Dothan | 65,405 | 3,912 | 3 | 30 | 189 | 177 | 859 | 2,506 | 148 |
| Ashford | 2,041 | 36 | 0 | 0 | 2 | 1 | 7 | 25 | 1 |
| Columbia | 837 | 8 | 0 | 0 | 0 | 1 | 0 | 7 | 0 |
| Cottonwood | 1,176 | 24 | 0 | 0 | 0 | 3 | 6 | 14 | 1 |
| Taylor | 1,969 | 6 | 0 | 0 | 0 | 0 | 2 | 4 | 0 |
| Webb | 1,361 | 6 | 0 | 0 | 0 | 1 | 1 | 4 | 0 |
| Grand Total | 97,327 | 4,548 | 3 | 40 | 201 | 194 | 978 | 2,924 | 208 |
| Per/100,000 | | 4,672.90 | 3.08 | 41.09 | 206.52 | 199.32 | 1,004.85 | 3,004.30 | 213.71 |
| Jackson County | 29,570 | 611 | 0 | 9 | 0 | 44 | 180 | 281 | 97 |
| Scottsboro | 14,870 | 246 | 0 | 2 | 2 | 8 | 8 | 215 | 11 |
| Bridgeport | 2,628 | 71 | 0 | 0 | 0 | 3 | 9 | 55 | 4 |
| Stevenson | 2,003 | 144 | 0 | 0 | 0 | 36 | 19 | 73 | 16 |
| Hollywood | 918 | 9 | 0 | 0 | 0 | 0 | 1 | 8 | 0 |
| Pisgah | 693 | 4 | 0 | 0 | 0 | 0 | 0 | 4 | 0 |
| Skyline | 831 | 17 | 0 | 0 | 0 | 1 | 2 | 14 | 0 |
| Grand Total | 51,513 | 1,102 | 0 | 11 | 2 | 92 | 219 | 650 | 128 |
| Per/100,000 | | 2,139.26 | 0.00 | 21.35 | 3.88 | 178.59 | 425.13 | 1,261.81 | 248.48 |
| Lamar County | 9,451 | 10 | 0 | 1 | 0 | 1 | 3 | 3 | 2 |
| Sulligent | 1,960 | 56 | 0 | 0 | 1 | 4 | 11 | 33 | 7 |
| Vernon | 1,886 | 31 | 0 | 0 | 3 | 2 | 10 | 14 | 2 |
| Kennedy | 492 | 1 | 0 | 0 | 0 | 1 | 0 | 0 | 0 |
| Grand Total | 13,789 | 98 | 0 | 1 | 4 | 8 | 24 | 50 | 11 |
| Per/100,000 | | 710.71 | 0.00 | 7.25 | 29.00 | 58.01 | 174.05 | 362.60 | 79.77 |
| Lauderdale County | 47,564 | 1,033 | 1 | 13 | 3 | 44 | 323 | 594 | 55 |
| Florence | 37,594 | 2,032 | 3 | 16 | 65 | 71 | 485 | 1,335 | 57 |
| Anderson | 352 | 16 | 0 | 0 | 0 | 0 | 4 | 10 | 2 |
| St Florian | 491 | 19 | 0 | 1 | 0 | 2 | 10 | 6 | 0 |
| Lexington | 837 | 9 | 0 | 0 | 0 | 3 | 1 | 4 | 1 |
| Rogersville | 1,196 | 36 | 0 | 0 | 0 | 0 | 8 | 27 | 1 |
| Killen | 1,134 | 78 | 0 | 0 | 1 | 4 | 19 | 54 | 0 |
| University Of North Alabama | | 79 | 0 | 0 | 0 | 2 | 19 | 58 | 0 |
| Grand Total | 89,168 | 3,302 | 4 | 30 | 69 | 126 | 869 | 2,088 | 116 |
| Per/100,000 | | 3,703.12 | 4.48 | 33.64 | 77.38 | 141.30 | 974.56 | 2,341.64 | 130.09 |
| Lawrence County | 27,609 | 540 | 0 | 1 | 3 | 31 | 179 | 310 | 16 |
| Moulton | 3,262 | 143 | 0 | 0 | 0 | 7 | 20 | 110 | 6 |
| Town Creek | 1,206 | 31 | 0 | 0 | 0 | 0 | 9 | 22 | 0 |
| Courtland | 762 | 14 | 0 | 0 | 0 | 2 | 2 | 8 | 2 |

| Agency | Population | Index | | | | | | | Motor Vehicle |
|-------------------------------------|----------------|-----------------|--------------|--------------|---------------|---------------|-----------------|-----------------|---------------|
| | | Crimes | Homicide | Rape | Robbery | Assault | Burglary | Theft | Theft |
| Hillsboro | 588 | 7 | 0 | 0 | 0 | 1 | 1 | 4 | 1 |
| North Courtland | 797 | 17 | 0 | 0 | 0 | 1 | 4 | 11 | 1 |
| Grand Total | 34,224 | 752 | 0 | 1 | 3 | 42 | 215 | 465 | 26 |
| Per/100,000 | | 2,197.28 | 0.00 | 2.92 | 8.76 | 122.72 | 628.21 | 1,358.69 | 75.97 |
| Lee County | 48,602 | 1,953 | 3 | 20 | 24 | 56 | 643 | 1,095 | 112 |
| Auburn | 55,649 | 3,076 | 3 | 17 | 56 | 106 | 1,022 | 1,818 | 54 |
| Opelika | 26,015 | 1,908 | 1 | 28 | 100 | 197 | 456 | 1,098 | 28 |
| Grand Total | 130,266 | 6,937 | 7 | 65 | 180 | 359 | 2,121 | 4,011 | 194 |
| Per/100,000 | | 5,325.25 | 5.37 | 49.89 | 138.17 | 275.58 | 1,628.20 | 3,079.08 | 148.92 |
| Limestone County | 48,730 | 418 | 1 | 6 | 8 | 23 | 103 | 241 | 36 |
| Athens | 23,432 | 902 | 0 | 4 | 19 | 30 | 141 | 675 | 33 |
| Ardmore | 1,209 | 21 | 0 | 0 | 0 | 1 | 3 | 15 | 2 |
| Grand Total | 73,371 | 1,341 | 1 | 10 | 27 | 54 | 247 | 931 | 71 |
| Per/100,000 | | 1,827.69 | 1.36 | 13.62 | 36.79 | 73.59 | 336.64 | 1,268.89 | 96.76 |
| Lowndes County | 10,465 | 82 | 0 | 1 | 6 | 28 | 28 | 17 | 2 |
| Hayneville | 1,112 | 64 | 0 | 0 | 0 | 11 | 24 | 23 | 6 |
| Mosses | 1,038 | 1 | 0 | 0 | 0 | 0 | 0 | 1 | 0 |
| Grand Total | 12,615 | 147 | 0 | 1 | 6 | 39 | 52 | 41 | 8 |
| Per/100,000 | | 1,165.27 | 0.00 | 7.92 | 47.56 | 309.15 | 412.20 | 325.00 | 63.41 |
| Macon County | 9,731 | 368 | 1 | 5 | 3 | 44 | 131 | 130 | 54 |
| Tuskegee | 11,287 | 1,036 | 4 | 10 | 29 | 120 | 362 | 494 | 17 |
| Notasulga | 804 | 28 | 0 | 1 | 0 | 5 | 10 | 12 | 0 |
| Shorter | 352 | 35 | 0 | 0 | 3 | 6 | 3 | 22 | 1 |
| Grand Total | 22,174 | 1,467 | 5 | 16 | 35 | 175 | 506 | 658 | 72 |
| Per/100,000 | | 6,615.85 | 22.54 | 72.15 | 157.84 | 789.21 | 2,281.95 | 2,967.43 | 324.70 |
| Madison County | 101,618 | 2,730 | 0 | 20 | 38 | 166 | 810 | 1,464 | 232 |
| Huntsville | 171,938 | 11,869 | 18 | 93 | 412 | 699 | 2,369 | 7,196 | 1,082 |
| Madison | 38,883 | 1,178 | 0 | 7 | 38 | 51 | 270 | 767 | 45 |
| Gurley | 855 | 23 | 0 | 0 | 0 | 1 | 5 | 16 | 1 |
| New Hope | 2,775 | 64 | 0 | 1 | 1 | 14 | 11 | 34 | 3 |
| Owens Crsrds | 1,491 | 40 | 0 | 0 | 0 | 3 | 11 | 24 | 2 |
| Triana | 493 | 21 | 0 | 0 | 0 | 1 | 12 | 6 | 2 |
| University Of Alabama Huntsville | | 73 | 0 | 0 | 0 | 1 | 5 | 67 | 0 |
| Madison Drug Task Force | | 1 | 0 | 0 | 0 | 0 | 0 | 1 | 0 |
| Grand Total | 318,053 | 15,999 | 18 | 121 | 489 | 936 | 3,493 | 9,575 | 1,367 |
| Per/100,000 | | 5,030.29 | 5.65 | 38.04 | 153.74 | 294.29 | 1,098.24 | 3,010.50 | 429.80 |
| Marengo County | 11,437 | 184 | 0 | 3 | 3 | 14 | 54 | 92 | 18 |
| Demopolis | 7,328 | 636 | 4 | 3 | 8 | 81 | 92 | 444 | 4 |
| Linden | 2,268 | 37 | 0 | 0 | 0 | 0 | 8 | 28 | 1 |
| Thomaston | 365 | 2 | 0 | 0 | 0 | 0 | 0 | 2 | 0 |
| Grand Total | 21,398 | 859 | 4 | 6 | 11 | 95 | 154 | 566 | 23 |
| Per/100,000 | | 4,014.39 | 18.69 | 28.04 | 51.40 | 443.96 | 719.69 | 2,645.10 | 107.48 |
| Marion County | 13,913 | 121 | 0 | 1 | 1 | 14 | 44 | 54 | 7 |

| Agency | Population | Index | | | | | | | Motor Vehicle |
|---------------------------|----------------|-----------------|--------------|--------------|---------------|---------------|-----------------|-----------------|---------------|
| | | Crimes | Homicide | Rape | Robbery | Assault | Burglary | Theft | Theft |
| Hamilton | 6,331 | 227 | 0 | 1 | 5 | 6 | 54 | 153 | 8 |
| Winfield | 3,824 | 198 | 0 | 2 | 0 | 11 | 26 | 142 | 17 |
| Guin | 2,176 | 36 | 0 | 1 | 0 | 8 | 9 | 16 | 2 |
| Hackleburg | 1,445 | 41 | 0 | 1 | 0 | 3 | 12 | 24 | 1 |
| Brilliant | 720 | 25 | 0 | 0 | 0 | 2 | 9 | 12 | 2 |
| Bear Creek | 1,000 | 34 | 0 | 0 | 0 | 4 | 8 | 20 | 2 |
| Grand Total | 29,409 | 682 | 0 | 6 | 6 | 48 | 162 | 421 | 39 |
| Per/100,000 | | 2,319.01 | 0.00 | 20.40 | 20.40 | 163.21 | 550.85 | 1,431.53 | 132.61 |
| Marshall County | 43,813 | 720 | 2 | 13 | 5 | 44 | 244 | 364 | 48 |
| Alberville | 19,818 | 867 | 0 | 5 | 9 | 50 | 244 | 523 | 36 |
| Guntersville | 8,351 | 766 | 0 | 2 | 14 | 42 | 146 | 535 | 27 |
| Arab | 7,735 | 525 | 0 | 1 | 4 | 30 | 117 | 348 | 25 |
| Boaz | 7,523 | 546 | 0 | 3 | 11 | 18 | 102 | 400 | 12 |
| Grant | 693 | 5 | 0 | 0 | 0 | 1 | 2 | 1 | 1 |
| Douglas | 583 | 57 | 0 | 1 | 1 | 3 | 25 | 19 | 8 |
| Grand Total | 88,516 | 3,486 | 2 | 25 | 44 | 188 | 880 | 2,190 | 157 |
| Per/100,000 | | 3,938.27 | 2.25 | 28.24 | 49.70 | 212.39 | 994.17 | 2,474.12 | 177.36 |
| Monroe County | 14,316 | 139 | 2 | 0 | 1 | 31 | 54 | 46 | 5 |
| Monroeville | 6,373 | 646 | 0 | 3 | 7 | 75 | 139 | 380 | 42 |
| Excel | 600 | 11 | 0 | 0 | 0 | 2 | 2 | 7 | 0 |
| Grand Total | 21,289 | 796 | 2 | 3 | 8 | 108 | 195 | 433 | 47 |
| Per/100,000 | | 3,739.02 | 9.39 | 14.09 | 37.57 | 507.30 | 915.96 | 2,033.91 | 220.77 |
| Morgan County | 40,533 | 416 | 2 | 3 | 4 | 19 | 231 | 155 | 2 |
| Decatur | 55,694 | 4,287 | 3 | 28 | 123 | 137 | 976 | 2,889 | 131 |
| Hartselle | 13,815 | 463 | 0 | 6 | 3 | 7 | 89 | 341 | 17 |
| Falkville | 1,166 | 38 | 0 | 0 | 0 | 1 | 9 | 28 | 0 |
| Somerville | 472 | 20 | 0 | 0 | 0 | 1 | 3 | 15 | 1 |
| Trinity | 1,914 | 43 | 1 | 1 | 0 | 3 | 11 | 19 | 8 |
| Priceville | 2,659 | 80 | 0 | 0 | 1 | 3 | 8 | 67 | 1 |
| Calhoun Community College | | 9 | 0 | 0 | 0 | 1 | 0 | 8 | 0 |
| Grand Total | 116,253 | 5,356 | 6 | 38 | 131 | 172 | 1,327 | 3,522 | 160 |
| Per/100,000 | | 4,607.19 | 5.16 | 32.68 | 112.68 | 147.95 | 1,141.47 | 3,029.59 | 137.63 |
| Perry County | 5,937 | 107 | 1 | 0 | 0 | 4 | 41 | 49 | 12 |
| Marion | 3,133 | 214 | 0 | 1 | 3 | 36 | 40 | 130 | 4 |
| Uniontown | 1,413 | 100 | 0 | 1 | 9 | 27 | 23 | 33 | 7 |
| Grand Total | 10,483 | 421 | 1 | 2 | 12 | 67 | 104 | 212 | 23 |
| Per/100,000 | | 4,016.02 | 9.53 | 19.07 | 114.47 | 639.13 | 992.08 | 2,022.32 | 219.40 |
| Pickens County | 12,232 | 77 | 1 | 4 | 1 | 8 | 26 | 32 | 5 |
| Aliceville | 2,405 | 106 | 0 | 0 | 3 | 16 | 30 | 54 | 3 |
| Gordo | 1,556 | 58 | 1 | 0 | 0 | 13 | 23 | 18 | 3 |
| Reform | 1,786 | 72 | 0 | 0 | 2 | 9 | 18 | 40 | 3 |
| Carrollton | 929 | 10 | 0 | 0 | 0 | 0 | 4 | 5 | 1 |
| Grand Total | 18,908 | 323 | 2 | 4 | 6 | 46 | 101 | 149 | 15 |
| Per/100,000 | | 1,708.27 | 10.57 | 21.15 | 31.73 | 243.28 | 534.16 | 788.02 | 79.33 |
| Pike County | 13,179 | 91 | 0 | 0 | 3 | 3 | 38 | 43 | 4 |

| Agency | Population | Index | | | | | | | Motor Vehicle |
|-------------------------------|----------------|-----------------|-------------|--------------|---------------|---------------|-----------------|-----------------|---------------|
| | | Crimes | Homicide | Rape | Robbery | Assault | Burglary | Theft | Theft |
| Troy | 14,538 | 949 | 2 | 1 | 45 | 24 | 222 | 626 | 29 |
| Brundidge | 2,294 | 64 | 0 | 0 | 3 | 12 | 11 | 37 | 1 |
| Troy State | | 174 | 0 | 0 | 3 | 0 | 30 | 132 | 9 |
| Grand Total | 30,011 | 1,278 | 2 | 1 | 54 | 39 | 301 | 838 | 43 |
| Per/100,000 | | 4,258.43 | 6.66 | 3.33 | 179.93 | 129.95 | 1,002.96 | 2,792.30 | 143.28 |
| Randolph County | 14,398 | 217 | 0 | 1 | 0 | 11 | 66 | 131 | 8 |
| Roanoke | 6,618 | 245 | 0 | 8 | 5 | 10 | 27 | 187 | 8 |
| Grand Total | 21,831 | 462 | 0 | 9 | 5 | 21 | 93 | 318 | 16 |
| Per/100,000 | | 2,116.25 | 0.00 | 41.22 | 22.90 | 96.19 | 425.99 | 1,456.64 | 73.29 |
| Russell County | 21,356 | 433 | 2 | 5 | 8 | 82 | 137 | 163 | 36 |
| Phenix City | 28,448 | 1,271 | 0 | 6 | 40 | 51 | 342 | 649 | 183 |
| Hurtsboro | 550 | 7 | 0 | 0 | 0 | 0 | 3 | 3 | 1 |
| Grand Total | 50,354 | 1,711 | 2 | 11 | 48 | 133 | 482 | 815 | 220 |
| Per/100,000 | | 3,397.94 | 3.97 | 21.84 | 95.32 | 264.12 | 957.22 | 1,618.54 | 436.90 |
| St Clair County | 37,021 | 362 | 0 | 8 | 5 | 25 | 119 | 181 | 24 |
| Pell City | 12,898 | 747 | 0 | 7 | 8 | 51 | 85 | 578 | 18 |
| Ashville | 2,543 | 117 | 0 | 1 | 1 | 10 | 25 | 72 | 8 |
| Ragland | 2,125 | 19 | 0 | 1 | 0 | 2 | 1 | 13 | 2 |
| Springville | 3,618 | 95 | 0 | 1 | 1 | 6 | 18 | 64 | 5 |
| Odenville | 1,264 | 63 | 0 | 2 | 1 | 6 | 12 | 37 | 5 |
| Moody | 13,588 | 294 | 1 | 0 | 0 | 0 | 69 | 183 | 41 |
| Riverside | 2,023 | 28 | 0 | 1 | 0 | 9 | 6 | 11 | 1 |
| Margaret | 1,302 | 50 | 0 | 0 | 1 | 1 | 8 | 34 | 6 |
| Argo | 1,809 | 62 | 0 | 1 | 0 | 1 | 21 | 34 | 5 |
| Grand Total | 78,191 | 1,837 | 1 | 22 | 17 | 111 | 364 | 1,207 | 115 |
| Per/100,000 | | 2,349.37 | 1.27 | 28.13 | 21.74 | 141.96 | 465.52 | 1,543.65 | 147.07 |
| Shelby County | 78,738 | 1,106 | 0 | 14 | 15 | 48 | 428 | 517 | 84 |
| Calera | 10,423 | 440 | 1 | 3 | 4 | 34 | 77 | 319 | 2 |
| Columbiana | 3,839 | 163 | 0 | 1 | 3 | 7 | 32 | 119 | 1 |
| Montevallo | 6,030 | 294 | 0 | 0 | 9 | 8 | 84 | 178 | 15 |
| Alabaster | 29,328 | 636 | 0 | 1 | 10 | 9 | 55 | 518 | 43 |
| Pelham | 21,532 | 516 | 1 | 5 | 12 | 13 | 50 | 406 | 29 |
| Helena | 14,612 | 146 | 0 | 3 | 0 | 25 | 30 | 84 | 4 |
| University Of Montevallo | | 33 | 0 | 0 | 0 | 1 | 3 | 29 | 0 |
| Grand Total | 164,502 | 3,334 | 2 | 27 | 53 | 145 | 759 | 2,170 | 178 |
| Per/100,000 | | 2,026.72 | 1.21 | 16.41 | 32.21 | 88.14 | 461.39 | 1,319.13 | 108.20 |
| York | 2,489 | 85 | 0 | 0 | 0 | 10 | 20 | 52 | 3 |
| Livingston | 2,969 | 79 | 0 | 0 | 5 | 4 | 23 | 46 | 1 |
| University Of West Alabama | | 4 | 0 | 0 | 1 | 0 | 0 | 3 | 0 |
| Grand Total | 5,458 | 168 | 0 | 0 | 6 | 14 | 43 | 101 | 4 |
| Per/100,000 | | 3,078.05 | 0.00 | 0.00 | 109.93 | 256.50 | 787.83 | 1,850.49 | 73.28 |
| Talladega County | 37,257 | 1,179 | 0 | 6 | 24 | 42 | 303 | 767 | 37 |
| Sylacauga | 12,876 | 893 | 0 | 7 | 14 | 36 | 214 | 600 | 22 |
| Talladega | 16,951 | 1,388 | 1 | 18 | 38 | 56 | 303 | 872 | 100 |

| Agency | Population | Index | | | | | | | Motor Vehicle |
|-----------------------|----------------|-----------------|--------------|--------------|---------------|---------------|-----------------|-----------------|---------------|
| | | Crimes | Homicide | Rape | Robbery | Assault | Burglary | Theft | Theft |
| Childersburg | 5,023 | 291 | 0 | 1 | 13 | 21 | 68 | 176 | 12 |
| Lincoln | 5,601 | 369 | 0 | 4 | 1 | 42 | 82 | 213 | 27 |
| Grand Total | 77,708 | 4,120 | 1 | 36 | 90 | 197 | 970 | 2,628 | 198 |
| Per/100,000 | | 5,301.89 | 1.28 | 46.32 | 115.81 | 253.51 | 1,248.26 | 3,381.89 | 254.80 |
| Tallapoosa County | 18,698 | 227 | 1 | 3 | 1 | 22 | 65 | 117 | 18 |
| Alex City | 14,917 | 1,228 | 3 | 14 | 47 | 140 | 190 | 790 | 44 |
| Dadeville | 3,220 | 229 | 0 | 0 | 4 | 26 | 53 | 140 | 6 |
| Camp Hill | 1,197 | 29 | 0 | 1 | 2 | 12 | 5 | 9 | 0 |
| Grand Total | 38,032 | 1,713 | 4 | 18 | 54 | 200 | 313 | 1,056 | 68 |
| Per/100,000 | | 4,504.10 | 10.51 | 47.32 | 141.98 | 525.87 | 822.99 | 2,776.60 | 178.79 |
| Tuscaloosa County | 63,192 | 2,036 | 2 | 20 | 32 | 175 | 570 | 1,041 | 196 |
| Tuscaloosa | 90,157 | 5,866 | 11 | 27 | 199 | 233 | 1,513 | 3,553 | 330 |
| Northport | 23,223 | 1,230 | 2 | 10 | 41 | 80 | 251 | 780 | 66 |
| University Of Alabama | | 436 | 0 | 1 | 8 | 4 | 97 | 321 | 5 |
| Vance | 740 | 42 | 0 | 0 | 0 | 3 | 11 | 25 | 3 |
| Lake View | 2,206 | 71 | 0 | 0 | 0 | 2 | 18 | 42 | 9 |
| Grand Total | 179,518 | 9,681 | 15 | 58 | 280 | 497 | 2,460 | 5,762 | 609 |
| Per/100,000 | | 5,392.77 | 8.35 | 32.30 | 155.97 | 276.85 | 1,370.33 | 3,209.70 | 339.24 |
| Walker County | 42,828 | 1,070 | 1 | 8 | 14 | 23 | 279 | 673 | 72 |
| Jasper | 13,956 | 1,413 | 1 | 8 | 39 | 44 | 241 | 1,006 | 74 |
| Carbon Hill | 2,024 | 169 | 0 | 0 | 2 | 0 | 46 | 113 | 8 |
| Cordova | 2,267 | 176 | 0 | 0 | 4 | 0 | 49 | 119 | 4 |
| Dora | 2,411 | 107 | 0 | 0 | 1 | 3 | 33 | 55 | 15 |
| Sumiton | 2,539 | 334 | 0 | 2 | 5 | 0 | 47 | 256 | 24 |
| Parrish | 1,239 | 27 | 0 | 1 | 0 | 2 | 3 | 21 | 0 |
| Oakman | 924 | 29 | 0 | 0 | 0 | 1 | 5 | 23 | 0 |
| Sipsey | 540 | 31 | 0 | 0 | 1 | 0 | 8 | 19 | 3 |
| Grand Total | 68,728 | 3,356 | 2 | 19 | 66 | 73 | 711 | 2,285 | 200 |
| Per/100,000 | | 4,883.01 | 2.91 | 27.64 | 96.03 | 106.21 | 1,034.51 | 3,324.70 | 291.00 |
| Washington County | 15,176 | 246 | 0 | 6 | 2 | 74 | 43 | 112 | 9 |
| Mcintosh | 233 | 19 | 1 | 0 | 0 | 1 | 3 | 11 | 3 |
| Millry | 588 | 8 | 0 | 0 | 0 | 0 | 0 | 8 | 0 |
| Chatom | 1,156 | 23 | 0 | 0 | 0 | 4 | 2 | 17 | 0 |
| Grand Total | 17,153 | 296 | 1 | 6 | 2 | 79 | 48 | 148 | 12 |
| Per/100,000 | | 1,725.64 | 5.82 | 34.97 | 11.65 | 460.56 | 279.83 | 862.82 | 69.95 |
| Wilcox County | 9,665 | 25 | 0 | 0 | 0 | 6 | 3 | 11 | 5 |
| Camden | 2,210 | 29 | 0 | 0 | 0 | 6 | 6 | 17 | 0 |
| Pine Hill | 905 | 36 | 0 | 0 | 0 | 8 | 9 | 19 | 0 |
| Grand Total | 12,780 | 90 | 0 | 0 | 0 | 20 | 18 | 47 | 5 |
| Per/100,000 | | 704.22 | 0.00 | 0.00 | 0.00 | 156.49 | 140.84 | 367.76 | 39.12 |
| Winston County | 17,789 | 252 | 0 | 1 | 0 | 16 | 58 | 169 | 8 |
| Double Springs | 979 | 56 | 0 | 0 | 1 | 6 | 7 | 40 | 2 |
| Haleyville | 4,011 | 328 | 1 | 3 | 2 | 19 | 65 | 223 | 15 |
| Addison | 715 | 39 | 0 | 0 | 0 | 5 | 10 | 24 | 0 |

| Agency | Population | Index | | | | | | | Motor Vehicle |
|--------------------|---------------|-----------------|-------------|--------------|--------------|---------------|---------------|-----------------|---------------|
| | | Crimes | Homicide | Rape | Robbery | Assault | Burglary | Theft | Theft |
| Arley | 320 | 13 | 0 | 0 | 0 | 0 | 1 | 11 | 1 |
| Lynn | 717 | 16 | 0 | 0 | 0 | 0 | 8 | 7 | 1 |
| Grand Total | 24,531 | 704 | 1 | 4 | 3 | 46 | 157 | 481 | 28 |
| Per/100,000 | | 2,869.84 | 4.08 | 16.31 | 12.23 | 187.52 | 640.01 | 1,960.78 | 114.14 |

2008 Crime in Alabama

Appendix C

Appendix C contains Part I offense data reported by individual city police departments, county sheriff's offices, and university police departments. City data is presented first and reflects percent increase or decrease over the prior year, followed by a section on clearance data. County sheriff's departments follow the section on City data, and also reflect percent increase or decrease over prior year and clearance data.

CITY DATA

Alabama's cities will include incorporated and unincorporated areas grouped by population strata.

The tables on the following pages group cities according to population and list city names alphabetically. The percent change is the increase or decrease in reported crime over 2007. The numbers in parentheses indicate the number of months the agency reported to UCR if less than twelve months.

This report does not try to account for factors which contribute to the number and type of crime in a particular area, i.e., age, sex, race of population, transients, climate, employment, etc. Any effort to make crime comparisons between one area and another should be limited in scope and acknowledge the existence of these various factors impacting the incidence of crime.

| | Year | Homicide | Rape | Robbery | Assault | Burglary | Larceny | Motor Vehicle Theft |
|--------------------------------|--------|----------|------|---------|---------|----------|---------|---------------------|
| <u>Cities Over 50,000</u> | | | | | | | | |
| Auburn (55,649) | 2008 | 3 | 17 | 56 | 106 | 1,022 | 1,818 | 54 |
| | 2007 | 2 | 25 | 44 | 105 | 630 | 1,838 | 91 |
| | % Chng | 50% | -32% | 27% | 1% | 62% | -1% | -41% |
| Birmingham (227,713) | 2008 | 82 | 212 | 1,499 | 1,456 | 5,153 | 12,761 | 2,140 |
| | 2007 | 86 | 229 | 1,609 | 1,396 | 4,864 | 12,528 | 2,246 |
| | % Chng | -5% | -7% | -7% | 4% | 6% | 2% | -5% |
| Decatur (55,694) | 2008 | 3 | 28 | 123 | 137 | 976 | 2,889 | 131 |
| | 2007 | 0 | 27 | 105 | 119 | 830 | 2,584 | 210 |
| | % Chng | 100% | 4% | 17% | 15% | 18% | 12% | -38% |
| Dothan (65,405) | 2008 | 3 | 30 | 189 | 177 | 859 | 2,506 | 148 |
| | 2007 | 8 | 12 | 190 | 208 | 790 | 2,369 | 186 |
| | % Chng | -63% | 150% | -1% | -15% | 9% | 6% | -20% |
| Hoover (70,731) | 2008 | 2 | 13 | 62 | 34 | 436 | 1,760 | 118 |
| | 2007 | N/A | N/A | N/A | N/A | N/A | N/A | N/A |
| | % Chng | | | | | | | |
| Huntsville (171,938) | 2008 | 18 | 93 | 412 | 699 | 2,369 | 7,196 | 1,082 |
| | 2007 | 22 | 95 | 586 | 677 | 2,283 | 7,282 | 1,166 |
| | % Chng | -18% | -2% | -30% | 3% | 4% | -1% | -7% |
| Mobile (251,041) | 2008 | 42 | 27 | 875 | 260 | 3,305 | 9,470 | 1,071 |
| | 2007 | 40 | 23 | 750 | 333 | 3,650 | 9,361 | 1,125 |
| | % Chng | 5% | 17% | 17% | -22% | -9% | 1% | -5% |
| Montgomery (204,398) | 2008 | 23 | 47 | 463 | 350 | 3,513 | 8,117 | 915 |
| | 2007 | 46 | 54 | 652 | 405 | 3,317 | 8,581 | 947 |
| | % Chng | -50% | -13% | -29% | -14% | 6% | -5% | -3% |
| Tuscaloosa (90,157) | 2008 | 11 | 27 | 199 | 233 | 1,513 | 3,553 | 330 |
| | 2007 | 10 | 32 | 264 | 251 | 1,199 | 3,569 | 279 |
| | % Chng | 10% | -16% | -25% | -7% | 26% | 0% | 18% |
| <u>Cities 25,000 - 50,000</u> | | | | | | | | |
| Alabaster (29,328) | 2008 | 0 | 1 | 10 | 9 | 55 | 518 | 43 |
| | 2007 | 1 | 0 | 18 | 14 | 68 | 544 | 47 |
| | % Chng | -100% | 100% | -44% | -36% | -19% | -5% | -9% |
| Bessemer (28,479) | 2008 | 5 | 27 | 193 | 354 | 1,046 | 2,392 | 278 |
| | 2007 | 10 | 33 | 195 | 264 | 903 | 2,373 | 258 |
| | % Chng | -50% | -18% | -1% | 34% | 16% | 1% | 8% |
| Florence (37,594) | 2008 | 3 | 16 | 65 | 71 | 485 | 1,335 | 57 |
| | 2007 | 0 | 8 | 47 | 62 | 403 | 1,315 | 57 |
| | % Chng | 100% | 100% | 38% | 15% | 20% | 2% | 0% |

| | Year | Homicide | Rape | Robbery | Assault | Burglary | Larceny | Motor Vehicle Theft |
|-----------------------------------|-----------|----------|------|---------|---------|----------|---------|---------------------|
| <u>Cities 25,000 - 50,000</u> | | | | | | | | |
| Gadsden (36,700) | 2008 | 2 | 36 | 135 | 115 | 575 | 1,716 | 161 |
| | 2007 | 2 | 15 | 102 | 55 | 541 | 1,793 | 181 |
| | % Chng | 0% | 140% | 32% | 109% | 6% | -4% | -11% |
| Madison (38,883) | 2008 | 0 | 7 | 38 | 51 | 270 | 767 | 45 |
| | 2007 (11) | 0 | 12 | 33 | 64 | 220 | 694 | 67 |
| | % Chng | 0% | -42% | 15% | -20% | 23% | 11% | -33% |
| Opelika (26,015) | 2008 | 1 | 28 | 100 | 197 | 456 | 1,098 | 43 |
| | 2007 | 5 | 35 | 62 | 206 | 284 | 1,224 | 43 |
| | % Chng | -80% | -20% | 61% | -4% | 61% | -10% | 0% |
| Phenix City (28,448) | 2008 | 0 | 6 | 40 | 51 | 342 | 649 | 183 |
| | 2007 | 3 | 6 | 52 | 52 | 385 | 703 | 198 |
| | % Chng | -100% | 0% | -23% | -2% | -11% | -8% | -8% |
| Prattville (31,242) | 2008 | 1 | 11 | 23 | 59 | 244 | 988 | 59 |
| | 2007 | 1 | 9 | 33 | 47 | 255 | 983 | 63 |
| | % Chng | 0% | 22% | -30% | 26% | -4% | 1% | -6% |
| Prichard (27,691) | 2008 | 12 | 3 | 161 | 156 | 602 | 923 | 320 |
| | 2007 | 14 | 9 | 98 | 134 | 391 | 738 | 225 |
| | % Chng | -14% | -67% | 64% | 16% | 54% | 25% | 42% |
| Vestavia Hills (31,032) | 2008 | 0 | 3 | 12 | 12 | 106 | 204 | 18 |
| | 2007 | 0 | 5 | 6 | 11 | 92 | 181 | 22 |
| | % Chng | 0% | -40% | 100% | 9% | 15% | 13% | -18% |
| <u>Cities 10,000 - 25,000</u> | | | | | | | | |
| Albertville (19,818) | 2008 | 0 | 5 | 9 | 50 | 244 | 523 | 36 |
| | 2007 | 0 | 11 | 14 | 133 | 309 | 520 | 46 |
| | % Chng | 0% | -55% | -36% | -62% | -21% | 1% | -22% |
| Alexander City (14,917) | 2008 | 3 | 14 | 47 | 140 | 190 | 790 | 44 |
| | 2007 | 2 | 13 | 24 | 92 | 182 | 784 | 50 |
| | % Chng | 50% | 8% | 96% | 52% | 4% | 1% | -12% |
| Anniston (23,620) | 2008 | 13 | 28 | 179 | 352 | 788 | 1,478 | 163 |
| | 2007 | 9 | 20 | 188 | 324 | 942 | 1,723 | 247 |
| | % Chng | 44% | 40% | -5% | 9% | -16% | -14% | -34% |
| Athens (23,432) | 2008 | 0 | 4 | 19 | 30 | 141 | 675 | 33 |
| | 2007 | 2 | 1 | 22 | 16 | 147 | 583 | 35 |
| | % Chng | -100% | 300% | -14% | 88% | -4% | 16% | -6% |
| Calera (10,423) | 2008 | 1 | 3 | 4 | 34 | 77 | 319 | 2 |
| | 2007 | 0 | 6 | 5 | 51 | 90 | 244 | 0 |
| | % Chng | 100% | -50% | -20% | -33% | -14% | 31% | 100% |

| | Year | Homicide | Rape | Robbery | Assault | Burglary | Larceny | Motor Vehicle Theft |
|--------------------------------|--------|----------|------|---------|---------|----------|---------|---------------------|
| <u>Cities 10,000 - 25,000</u> | | | | | | | | |
| Cullman (15,074) | 2008 | 0 | 2 | 4 | 11 | 103 | 588 | 29 |
| | 2007 | 0 | 3 | 6 | 14 | 143 | 704 | 52 |
| | % Chng | 0% | -33% | -33% | -21% | -28% | -16% | -44% |
| Daphne (19,245) | 2008 | 0 | 4 | 6 | 21 | 81 | 293 | 28 |
| | 2007 | 0 | 3 | 8 | 14 | 139 | 419 | 25 |
| | % Chng | 0% | 33% | -25% | 50% | -42% | -30% | 12% |
| Enterprise (24,630) | 2008 | 1 | 8 | 48 | 51 | 129 | 173 | 29 |
| | 2007 | 1 | 10 | 41 | 46 | 213 | 184 | 36 |
| | % Chng | 0% | -20% | 17% | 11% | -39% | -6% | -19% |
| Eufaula (14,560) | 2008 | 0 | 5 | 22 | 18 | 59 | 336 | 17 |
| | 2007 | 0 | 3 | 24 | 21 | 87 | 481 | 15 |
| | % Chng | 0% | 67% | -8% | -14% | -32% | -30% | 13% |
| Fairfield (11,303) | 2008 | 3 | 9 | 99 | 76 | 408 | 912 | 144 |
| | 2007 | 4 | 12 | 84 | 109 | 238 | 877 | 97 |
| | % Chng | -25% | -25% | 18% | -30% | 71% | 4% | 48% |
| Fairhope (17,180) | 2008 | 0 | 5 | 3 | 2 | 95 | 308 | 16 |
| | 2007 | 0 | 2 | 6 | 4 | 76 | 257 | 11 |
| | % Chng | 0% | 150% | -50% | -50% | 25% | 20% | 45% |
| Foley (14,157) | 2008 | 1 | 6 | 25 | 67 | 91 | 565 | 28 |
| | 2007 | 3 | 6 | 35 | 69 | 173 | 803 | 75 |
| | % Chng | -67% | 0% | -29% | -3% | -47% | -30% | -63% |
| Fort Payne (14,040) | 2008 | 1 | 2 | 9 | 23 | 106 | 323 | 31 |
| | 2007 | 1 | 3 | 3 | 37 | 96 | 557 | 38 |
| | % Chng | 0% | -33% | 200% | -38% | 10% | -42% | -18% |
| Gardendale (13,626) | 2008 | 1 | 1 | 11 | 14 | 77 | 437 | 20 |
| | 2007 | 1 | 0 | 9 | 10 | 60 | 380 | 18 |
| | % Chng | 0% | 100% | 22% | 40% | 28% | 15% | 11% |
| Gulf Shores (10,985) | 2008 | 1 | 19 | 6 | 7 | 57 | 497 | 8 |
| | 2007 | 1 | 8 | 57 | 20 | 101 | 341 | 8 |
| | % Chng | 0% | 138% | -89% | -65% | -44% | 46% | 0% |
| Hartselle (13,815) | 2008 | 0 | 6 | 3 | 7 | 89 | 341 | 17 |
| | 2007 | 0 | 4 | 1 | 7 | 72 | 376 | 12 |
| | % Chng | 0% | 50% | 200% | 0% | 24% | -9% | 42% |
| Helena (14,612) | 2008 | 0 | 3 | 0 | 25 | 30 | 84 | 4 |
| | 2007 | 0 | 1 | 0 | 14 | 24 | 84 | 2 |
| | % Chng | 0% | 200% | 0% | 79% | 25% | 0% | 100% |

| | Year | Homicide | Rape | Robbery | Assault | Burglary | Larceny | Motor Vehicle Theft |
|-----------------------------------|----------|----------|------|---------|---------|----------|---------|---------------------|
| <u>Cities 10,000 - 25,000</u> | | | | | | | | |
| Homewood (23,771) | 2008 | 1 | 13 | 116 | 35 | 326 | 1,136 | 83 |
| | 2007 (6) | 0 | 5 | 45 | 22 | 109 | 455 | 44 |
| | % Chng | 100% | 160% | 158% | 59% | 199% | 150% | 89% |
| Hueytown (15,708) | 2008 | 1 | 3 | 24 | 30 | 176 | 475 | 55 |
| | 2007 | 1 | 3 | 14 | 22 | 98 | 297 | 35 |
| | % Chng | 0% | 0% | 71% | 36% | 80% | 60% | 57% |
| Jasper (13,956) | 2008 | 1 | 8 | 39 | 44 | 241 | 1,006 | 74 |
| | 2007 | 1 | 7 | 33 | 35 | 182 | 980 | 82 |
| | % Chng | 0% | 14% | 18% | 26% | 32% | 3% | -10% |
| Leeds (11,041) | 2008 | 5 | 7 | 35 | 51 | 134 | 399 | 49 |
| | 2007 | 1 | 2 | 35 | 29 | 119 | 419 | 31 |
| | % Chng | 400% | 250% | 0% | 76% | 13% | -5% | 58% |
| Millbrook (17,175) | 2008 | 1 | 4 | 11 | 3 | 97 | 425 | 7 |
| | 2007 (8) | 1 | 0 | 2 | 2 | 57 | 180 | 8 |
| | % Chng | 0% | 100% | 450% | 50% | 70% | 136% | -13% |
| Moody (13,588) | 2008 | 1 | 0 | 0 | 0 | 69 | 183 | 41 |
| | 2007 | 0 | 0 | 5 | 0 | 56 | 236 | 40 |
| | % Chng | 100% | 0% | -100% | 0% | 23% | -22% | 3% |
| Mountain Brook (21,057) | 2008 | 0 | 0 | 3 | 0 | 100 | 303 | 4 |
| | 2007 | 0 | 0 | 5 | 1 | 65 | 325 | 5 |
| | % Chng | 0% | 0% | -40% | -100% | 54% | -7% | -20% |
| Muscle Shoals (12,925) | 2008 | 0 | 3 | 19 | 56 | 128 | 487 | 20 |
| | 2007 | 0 | 5 | 5 | 54 | 108 | 430 | 26 |
| | % Chng | 0% | -40% | 280% | 4% | 19% | 13% | -23% |
| Northport (23,223) | 2008 | 2 | 10 | 41 | 80 | 251 | 780 | 66 |
| | 2007 | 2 | 5 | 54 | 67 | 248 | 798 | 89 |
| | % Chng | 0% | 100% | -24% | 19% | 1% | -2% | -26% |
| Oxford (17,809) | 2008 | 1 | 12 | 47 | 43 | 179 | 957 | 55 |
| | 2007 | 1 | 10 | 48 | 53 | 230 | 936 | 66 |
| | % Chng | 0% | 20% | -2% | -19% | -22% | 2% | -17% |
| Ozark (14,584) | 2008 | 0 | 7 | 23 | 58 | 154 | 514 | 45 |
| | 2007 | 3 | 9 | 19 | 87 | 147 | 503 | 66 |
| | % Chng | -100% | -22% | 21% | -33% | 5% | 2% | -32% |
| Pelham (21,532) | 2008 | 1 | 5 | 12 | 13 | 50 | 406 | 29 |
| | 2007 | 0 | 3 | 22 | 10 | 41 | 474 | 35 |
| | % Chng | 100% | 67% | -45% | 30% | 22% | -14% | -17% |

| | Year | Homicide | Rape | Robbery | Assault | Burglary | Larceny | Motor Vehicle Theft |
|-----------------------------------|-------------|-----------------|-------------|----------------|----------------|-----------------|----------------|----------------------------|
| <u>Cities 10,000 - 25,000</u> | | | | | | | | |
| Pell City (12,898) | 2008 | 0 | 7 | 8 | 51 | 85 | 578 | 18 |
| | 2007 | 2 | 9 | 13 | 54 | 106 | 421 | 24 |
| | % Chng | -100% | -22% | -38% | -6% | -20% | 37% | -25% |
| Pleasant Grove (10,299) | 2008 | 1 | 0 | 5 | 9 | 87 | 139 | 21 |
| | 2007 (7) | 0 | 0 | 1 | 7 | 26 | 95 | 10 |
| | % Chng | 100% | 0% | 400% | 29% | 235% | 46% | 110% |
| Saraland (12,893) | 2008 | 0 | 0 | 18 | 19 | 89 | 214 | 18 |
| | 2007 (9) | 0 | 0 | 6 | 4 | 48 | 109 | 9 |
| | % Chng | 0% | 0% | 200% | 375% | 85% | 96% | 100% |
| Scottsboro (14,870) | 2008 | 0 | 2 | 2 | 8 | 8 | 215 | 11 |
| | 2007 | 0 | 4 | 6 | 18 | 15 | 590 | 24 |
| | % Chng | 0% | -50% | -67% | -56% | -47% | -64% | -54% |
| Selma (18,772) | 2008 | 5 | 20 | 66 | 195 | 578 | 1,350 | 203 |
| | 2007 | 4 | 27 | 90 | 193 | 694 | 1,492 | 185 |
| | % Chng | 25% | -26% | -27% | 1% | -17% | -10% | 10% |
| Sylacauga (12,876) | 2008 | 0 | 7 | 14 | 36 | 214 | 600 | 22 |
| | 2007 | 2 | 2 | 22 | 28 | 170 | 655 | 19 |
| | % Chng | -100% | 250% | -36% | 29% | 26% | -8% | 16% |
| Talladega (16,951) | 2008 | 1 | 18 | 38 | 56 | 303 | 872 | 100 |
| | 2007 (10) | 1 | 14 | 21 | 81 | 301 | 825 | 108 |
| | % Chng | 0% | 29% | 81% | -31% | 1% | 6% | -7% |
| Troy (14,538) | 2008 | 2 | 1 | 45 | 24 | 222 | 626 | 29 |
| | 2007 (9) | 1 | 2 | 9 | 5 | 84 | 462 | 28 |
| | % Chng | 100% | -50% | 400% | 380% | 164% | 35% | 4% |
| Trussville (18,943) | 2008 | 0 | 2 | 22 | 4 | 101 | 811 | 39 |
| | 2007 | 0 | 1 | 37 | 15 | 63 | 862 | 30 |
| | % Chng | 0% | 100% | -41% | -73% | 60% | -6% | 30% |
| Tuskegee (11,287) | 2008 | 4 | 10 | 29 | 120 | 362 | 494 | 17 |
| | 2007 | 3 | 6 | 28 | 93 | 368 | 581 | 16 |
| | % Chng | 33% | 67% | 4% | 29% | -2% | -15% | 6% |
| <u>Cities 5,000 - 10,000</u> | | | | | | | | |
| Andalusia (8,689) | 2008 | 0 | 8 | 4 | 44 | 94 | 361 | 22 |
| | 2007 | 0 | 3 | 7 | 30 | 63 | 300 | 18 |
| | % Chng | 0% | 167% | -43% | 47% | 49% | 20% | 22% |
| Arab (7,735) | 2008 | 0 | 1 | 4 | 30 | 117 | 348 | 25 |
| | 2007 | 0 | 1 | 1 | 32 | 105 | 445 | 29 |
| | % Chng | 0% | 0% | 300% | -6% | 11% | -22% | -14% |

| | Year | Homicide | Rape | Robbery | Assault | Burglary | Larceny | Motor Vehicle Theft |
|--------------------------------|----------|----------|-------|---------|---------|----------|---------|---------------------|
| <u>Cities 5,000 - 10,000</u> | | | | | | | | |
| Atmore (7,391) | 2008 | 4 | 5 | 19 | 50 | 108 | 403 | 31 |
| | 2007 | 0 | 5 | 19 | 59 | 131 | 420 | 17 |
| | % Chng | 100% | 0% | 0% | -15% | -18% | -4% | 82% |
| Attalla (6,515) | 2008 | 0 | 4 | 7 | 49 | 47 | 308 | 8 |
| | 2007 | 0 | 3 | 7 | 29 | 50 | 255 | 10 |
| | % Chng | 0% | 33% | 0% | 69% | -6% | 21% | -20% |
| Bay Minette (7,710) | 2008 | 0 | 7 | 15 | 45 | 56 | 318 | 17 |
| | 2007 | 1 | 3 | 9 | 41 | 73 | 281 | 22 |
| | % Chng | -100% | 133% | 67% | 10% | -23% | 13% | -23% |
| Boaz (7,523) | 2008 | 0 | 3 | 11 | 18 | 102 | 400 | 12 |
| | 2007 | 0 | 3 | 5 | 14 | 83 | 450 | 21 |
| | % Chng | 0% | 0% | 120% | 29% | 23% | -11% | -43% |
| Brewton (5,256) | 2008 | 0 | 2 | 6 | 61 | 28 | 166 | 1 |
| | 2007 | 0 | 2 | 12 | 89 | 43 | 205 | 6 |
| | % Chng | 0% | 0% | -50% | -31% | -35% | -19% | -83% |
| Chickasaw (5,935) | 2008 | 2 | 3 | 17 | 23 | 143 | 240 | 45 |
| | 2007 | 0 | 2 | 10 | 17 | 83 | 242 | 23 |
| | % Chng | 100% | 50% | 70% | 35% | 72% | -1% | 96% |
| Childersburg (5,023) | 2008 | 0 | 1 | 13 | 21 | 68 | 176 | 12 |
| | 2007 | 0 | 0 | 11 | 30 | 71 | 383 | 11 |
| | % Chng | 0% | 100% | 18% | -30% | -4% | -54% | 9% |
| Clanton (8,849) | 2008 | 0 | 5 | 8 | 41 | 80 | 374 | 26 |
| | 2007 | 1 | 3 | 11 | 42 | 68 | 282 | 9 |
| | % Chng | -100% | 67% | -27% | -2% | 18% | 33% | 189% |
| Demopolis (7,328) | 2008 | 4 | 3 | 8 | 81 | 92 | 444 | 4 |
| | 2007 | 0 | 11 | 17 | 65 | 84 | 395 | 13 |
| | % Chng | 100% | -73% | -53% | 25% | 10% | 12% | -69% |
| Fultondale (6,945) | 2008 | 0 | 3 | 15 | 17 | 95 | 348 | 28 |
| | 2007 (6) | 0 | 1 | 4 | 9 | 41 | 166 | 25 |
| | % Chng | 0% | 200% | 275% | 89% | 132% | 110% | 12% |
| Glencoe (5,344) | 2008 | 0 | 1 | 0 | 3 | 17 | 57 | 3 |
| | 2007 | 0 | 1 | 2 | 6 | 30 | 71 | 5 |
| | % Chng | 0% | 0% | -100% | -50% | -43% | -20% | -40% |
| Greenville (6,974) | 2008 | 1 | 0 | 12 | 22 | 66 | 313 | 14 |
| | 2007 | 1 | 1 | 7 | 32 | 94 | 380 | 17 |
| | % Chng | 0% | -100% | 71% | -31% | -30% | -18% | -18% |

| | Year | Homicide | Rape | Robbery | Assault | Burglary | Larceny | Motor Vehicle Theft |
|--------------------------------|-----------|----------|-------|---------|---------|----------|---------|---------------------|
| <u>Cities 5,000 - 10,000</u> | | | | | | | | |
| Guntersville (8,351) | 2008 | 0 | 2 | 14 | 42 | 146 | 535 | 27 |
| | 2007 | 1 | 3 | 10 | 33 | 143 | 546 | 16 |
| | % Chng | -100% | -33% | 40% | 27% | 2% | -2% | 69% |
| Hamilton (6,331) | 2008 | 0 | 1 | 5 | 6 | 54 | 153 | 8 |
| | 2007 | 0 | 5 | 2 | 8 | 47 | 138 | 9 |
| | % Chng | 0% | -80% | 150% | -25% | 15% | 11% | -11% |
| Irondale (9,426) | 2008 | 0 | 5 | 29 | 29 | 160 | 336 | 31 |
| | 2007 | 3 | 1 | 24 | 23 | 146 | 360 | 58 |
| | % Chng | -100% | 400% | 21% | 26% | 10% | -7% | -47% |
| Jackson (5,091) | 2008 | 0 | 3 | 2 | 13 | 33 | 91 | 4 |
| | 2007 (6) | 0 | 1 | 0 | 7 | 26 | 80 | 8 |
| | % Chng | 0% | 200% | 100% | 86% | 27% | 14% | -50% |
| Jacksonville (9,881) | 2008 | 0 | 2 | 34 | 35 | 251 | 397 | 18 |
| | 2007 | 2 | 6 | 13 | 33 | 162 | 278 | 25 |
| | % Chng | -100% | -67% | 162% | 6% | 55% | 43% | -28% |
| Lanett (7,420) | 2008 | 2 | 11 | 45 | 27 | 222 | 490 | 42 |
| | 2007 (10) | 0 | 2 | 14 | 44 | 159 | 333 | 46 |
| | % Chng | 100% | 450% | 221% | -39% | 40% | 47% | 100% |
| Lincoln (5,601) | 2008 | 0 | 4 | 1 | 42 | 82 | 213 | 27 |
| | 2007 (6) | 0 | 1 | 1 | 7 | 19 | 68 | 10 |
| | % Chng | 0% | 300% | 0% | 500% | 332% | 213% | 170% |
| Midfield (5,158) | 2008 | 0 | 1 | 33 | 17 | 160 | 243 | 37 |
| | 2007 | 0 | 1 | 20 | 20 | 144 | 296 | 29 |
| | % Chng | 0% | 0% | 65% | -15% | 11% | -18% | 28% |
| Monroeville (6,373) | 2008 | 0 | 3 | 7 | 75 | 139 | 380 | 42 |
| | 2007 | 1 | 0 | 15 | 62 | 103 | 329 | 34 |
| | % Chng | -100% | 100% | -53% | 21% | 35% | 16% | 24% |
| Montevallo (6,030) | 2008 | 0 | 0 | 9 | 8 | 84 | 178 | 15 |
| | 2007 | 0 | 2 | 6 | 10 | 47 | 157 | 13 |
| | % Chng | 0% | -100% | 50% | -20% | 79% | 13% | 15% |
| Oneonta (7,058) | 2008 | 0 | 0 | 5 | 11 | 22 | 195 | 13 |
| | 2007 | 1 | 2 | 1 | 17 | 21 | 235 | 12 |
| | % Chng | -100% | -100% | 400% | -35% | 5% | -17% | 8% |
| Opp (6,662) | 2008 | 0 | 2 | 3 | 13 | 23 | 159 | 0 |
| | 2007 | 1 | 1 | 2 | 18 | 26 | 198 | 2 |
| | % Chng | -100% | 100% | 50% | -28% | -12% | -20% | -100% |

| | Year | Homicide | Rape | Robbery | Assault | Burglary | Larceny | Motor Vehicle Theft |
|--------------------------------|----------|----------|------|---------|---------|----------|---------|---------------------|
| <u>Cities 5,000 - 10,000</u> | | | | | | | | |
| Orange Beach (5,810) | 2008 | 0 | 5 | 0 | 10 | 57 | 281 | 6 |
| | 2007 | 0 | 1 | 4 | 3 | 66 | 307 | 11 |
| | % Chng | 0% | 400% | -100% | 233% | -14% | -8% | -45% |
| Rainbow City (9,276) | 2008 | 1 | 0 | 2 | 0 | 41 | 215 | 9 |
| | 2007 (9) | 0 | 0 | 1 | 0 | 40 | 194 | 5 |
| | % Chng | 100% | 0% | 100% | 0% | 3% | 11% | 80% |
| Roanoke (6,618) | 2008 | 0 | 8 | 5 | 10 | 27 | 187 | 8 |
| | 2007 | 0 | 1 | 3 | 11 | 25 | 166 | 22 |
| | % Chng | 0% | 700% | 67% | -9% | 8% | 13% | -64% |
| Roberstdale (5,018) | 2008 | 1 | 5 | 1 | 6 | 45 | 228 | 9 |
| | 2007 | 4 | 3 | 4 | 18 | 28 | 120 | 4 |
| | % Chng | -75% | 67% | -75% | -67% | 61% | 90% | 125% |
| Russellville (8,758) | 2008 | 1 | 3 | 11 | 25 | 64 | 255 | 15 |
| | 2007 (7) | 0 | 7 | 1 | 10 | 20 | 47 | 8 |
| | % Chng | 100% | -57% | 1000% | 150% | 220% | 443% | 88% |
| Satsuma (6,029) | 2008 | 0 | 2 | 1 | 8 | 21 | 81 | 18 |
| | 2007 | 0 | 0 | 1 | 8 | 19 | 74 | 19 |
| | % Chng | 0% | 100% | 0% | 0% | 11% | 9% | -5% |
| Sheffield (9,118) | 2008 | 2 | 7 | 27 | 33 | 169 | 474 | 28 |
| | 2007 | 1 | 8 | 9 | 18 | 136 | 386 | 11 |
| | % Chng | 100% | -13% | 200% | 83% | 24% | 23% | 155% |
| Southside (8,284) | 2008 | 0 | 2 | 0 | 7 | 18 | 64 | 4 |
| | 2007 | 1 | 0 | 1 | 8 | 26 | 93 | 3 |
| | % Chng | -100% | 100% | -100% | -13% | -31% | -31% | 33% |
| Spanish Fort (5,831) | 2008 | 0 | 1 | 6 | 6 | 38 | 181 | 1 |
| | 2007 | 0 | 1 | 3 | 7 | 25 | 137 | 0 |
| | % Chng | 0% | 0% | 100% | -14% | 52% | 32% | 100% |
| Tallassee (5,144) | 2008 | 1 | 2 | 5 | 36 | 64 | 254 | 13 |
| | 2007 (6) | 1 | 3 | 5 | 24 | 33 | 143 | 5 |
| | % Chng | 0% | -33% | 0% | 50% | 94% | 78% | 160% |
| Tarrant (6,505) | 2008 | 2 | 2 | 45 | 36 | 223 | 295 | 35 |
| | 2007 | 0 | 7 | 52 | 42 | 172 | 324 | 53 |
| | % Chng | 100% | -71% | -13% | -14% | 30% | -9% | -34% |
| Tuscumbia (8,275) | 2008 | 0 | 1 | 7 | 7 | 73 | 161 | 6 |
| | 2007 | 0 | 1 | 2 | 3 | 30 | 191 | 12 |
| | % Chng | 0% | 0% | 250% | 133% | 143% | -16% | -50% |

| | Year | Homicide | Rape | Robbery | Assault | Burglary | Larceny | Motor Vehicle Theft |
|----------------------------------|-----------|----------|-------|---------|---------|----------|---------|---------------------|
| <u>Cities 5,000 - 10,000</u> | | | | | | | | |
| Valley (8,774) | 2008 | 0 | 8 | 18 | 33 | 146 | 475 | 17 |
| | 2007 | 3 | 6 | 6 | 19 | 152 | 453 | 18 |
| | % Chng | -100% | 33% | 200% | 74% | -4% | 5% | -6% |
| Wetumpka (7,840) | 2008 | 0 | 1 | 3 | 19 | 95 | 325 | 7 |
| | 2007 | 0 | 5 | 6 | 9 | 73 | 328 | 15 |
| | % Chng | 0% | -80% | -50% | 111% | 30% | -1% | -53% |
| <u>Cities 1,000 - 5,000</u> | | | | | | | | |
| Abbeville (2,939) | 2008 | 0 | 1 | 2 | 13 | 21 | 54 | 4 |
| | 2007 | 0 | 1 | 1 | 6 | 16 | 83 | 6 |
| | % Chng | 0% | 0% | 100% | 117% | 31% | -35% | -33% |
| Adamsville (4,722) | 2008 (11) | 0 | 1 | 9 | 5 | 28 | 305 | 17 |
| | 2007 | 0 | 1 | 20 | 32 | 45 | 351 | 20 |
| | % Chng | 0% | 0% | -55% | -84% | -38% | -13% | -15% |
| Aliceville (2,405) | 2008 | 0 | 0 | 3 | 16 | 30 | 54 | 3 |
| | 2007 | 0 | 1 | 1 | 1 | 11 | 25 | 7 |
| | % Chng | 0% | -100% | 200% | 1500% | 173% | 116% | -57% |
| Ardmore (1,209) | 2008 | 0 | 0 | 0 | 1 | 3 | 15 | 2 |
| | 2007 | 0 | 0 | 0 | 0 | 9 | 27 | 5 |
| | % Chng | 0% | 0% | 0% | 100% | -67% | -44% | -60% |
| Argo (1,809) | 2008 | 0 | 1 | 0 | 1 | 21 | 34 | 5 |
| | 2007 | N/A | N/A | N/A | N/A | N/A | N/A | N/A |
| | % Chng | | | | | | | |
| Ashland (1,862) | 2008 | 0 | 1 | 0 | 2 | 4 | 21 | 0 |
| | 2007 | 0 | 0 | 0 | 3 | 2 | 21 | 3 |
| | % Chng | 0% | 100% | 0% | -33% | 100% | 0% | -100% |
| Ashford (2,041) | 2008 | 0 | 0 | 2 | 1 | 7 | 25 | 1 |
| | 2007 | 0 | 0 | 0 | 2 | 10 | 21 | 3 |
| | % Chng | 0% | 0% | 100% | -50% | -30% | 19% | -67% |
| Ashville (2,543) | 2008 | 0 | 1 | 1 | 10 | 25 | 72 | 8 |
| | 2007 | 0 | 0 | 2 | 2 | 9 | 40 | 5 |
| | % Chng | 0% | 100% | -50% | 400% | 178% | 80% | 60% |
| Bayou Le Batre (2,716) | 2008 | 1 | 0 | 10 | 11 | 73 | 184 | 18 |
| | 2007 | 0 | 1 | 4 | 20 | 70 | 229 | 26 |
| | % Chng | 100% | -100% | 150% | -45% | 4% | -20% | -31% |
| Bear Creek (1,000) | 2008 | 0 | 0 | 0 | 4 | 8 | 20 | 2 |
| | 2007 | 0 | 0 | 0 | 6 | 2 | 19 | 3 |
| | % Chng | 0% | 0% | 0% | -33% | 300% | 5% | -33% |

| | Year | Homicide | Rape | Robbery | Assault | Burglary | Larceny | Motor Vehicle Theft |
|--------------------------------|--------|----------|-------|---------|---------|----------|---------|---------------------|
| <u>Cities 1,000 - 5,000</u> | | | | | | | | |
| Berry (1,183) | 2008 | 0 | 0 | 0 | 0 | 1 | 1 | 3 |
| | 2007 | 0 | 0 | 0 | 0 | 0 | 3 | 1 |
| | % Chng | 0% | 0% | 0% | 0% | 100% | -67% | 200% |
| Blountsville (1,976) | 2008 | 0 | 0 | 0 | 6 | 22 | 37 | 5 |
| | 2007 | 0 | 1 | 0 | 2 | 18 | 29 | 2 |
| | % Chng | 0% | -100% | 0% | 200% | 22% | 28% | 150% |
| Brent (4,384) | 2008 | 0 | 1 | 3 | 17 | 26 | 86 | 2 |
| | 2007 | 0 | 0 | 2 | 1 | 17 | 52 | 2 |
| | % Chng | 0% | 100% | 50% | 1600% | 53% | 65% | 0% |
| Bridgeport (2,628) | 2008 | 0 | 0 | 0 | 3 | 9 | 55 | 4 |
| | 2007 | 0 | 0 | 1 | 1 | 27 | 77 | 17 |
| | % Chng | 0% | 0% | -100% | 200% | -67% | -29% | -76% |
| Brighton (3,247) | 2008 | 0 | 0 | 1 | 1 | 4 | 7 | 0 |
| | 2007 | N/A | N/A | N/A | N/A | N/A | N/A | N/A |
| | % Chng | | | | | | | |
| Brundidge (2,294) | 2008 | 0 | 0 | 3 | 12 | 11 | 37 | 1 |
| | 2007 | 0 | 1 | 4 | 16 | 13 | 80 | 4 |
| | % Chng | 0% | -100% | -25% | -25% | -15% | -54% | -75% |
| Butler (1,699) | 2008 | 0 | 0 | 0 | 0 | 7 | 9 | 2 |
| | 2007 | 0 | 0 | 0 | 1 | 10 | 7 | 0 |
| | % Chng | 0% | 0% | 0% | -100% | -30% | 29% | 100% |
| Camden (2,210) | 2008 | 0 | 0 | 0 | 6 | 6 | 17 | 0 |
| | 2007 | 0 | 0 | 0 | 3 | 15 | 26 | 2 |
| | % Chng | 0% | 0% | 0% | 100% | -60% | -35% | -100% |
| Camp Hill (1,197) | 2008 | 0 | 1 | 2 | 12 | 5 | 9 | 0 |
| | 2007 | N/A | N/A | N/A | N/A | N/A | N/A | N/A |
| | % Chng | | | | | | | |
| Carbon Hill (2,024) | 2008 | 0 | 0 | 2 | 0 | 46 | 113 | 8 |
| | 2007 | 0 | 1 | 1 | 5 | 28 | 107 | 18 |
| | % Chng | 0% | -100% | 100% | -100% | 64% | 6% | -56% |
| Cedar Bluff (1,657) | 2008 | 1 | 0 | 1 | 12 | 16 | 32 | 3 |
| | 2007 | 0 | 0 | 0 | 6 | 39 | 56 | 9 |
| | % Chng | 100% | 0% | 100% | 100% | -59% | -43% | -67% |
| Centre (3,491) | 2008 | 0 | 1 | 1 | 1 | 14 | 114 | 9 |
| | 2007 | 0 | 1 | 1 | 1 | 19 | 139 | 8 |
| | % Chng | 0% | 0% | 0% | 0% | -26% | -18% | 13% |

| | Year | Homicide | Rape | Robbery | Assault | Burglary | Larceny | Motor Vehicle Theft |
|--------------------------------|----------|----------|-------|---------|---------|----------|---------|---------------------|
| <u>Cities 1,000 - 5,000</u> | | | | | | | | |
| Centreville (2,533) | 2008 (3) | 0 | 0 | 0 | 0 | 1 | 2 | 1 |
| | 2007 | 0 | 0 | 0 | 11 | 8 | 26 | 6 |
| | % Chng | 0% | 0% | 0% | -100% | -88% | -92% | -83% |
| Chatom (1,156) | 2008 | 0 | 0 | 0 | 4 | 2 | 17 | 0 |
| | 2007 | 0 | 0 | 0 | 5 | 1 | 17 | 0 |
| | % Chng | 0% | 0% | 0% | -20% | 100% | 0% | 0% |
| Cherokee (1,167) | 2008 | 0 | 0 | 1 | 2 | 4 | 7 | 0 |
| | 2007 | 0 | 0 | 0 | 1 | 6 | 6 | 0 |
| | % Chng | 0% | 0% | 100% | 100% | -33% | 17% | 0% |
| Citronelle (3,708) | 2008 (7) | 0 | 0 | 5 | 13 | 31 | 62 | 0 |
| | 2007 | 3 | 4 | 2 | 23 | 49 | 142 | 21 |
| | % Chng | -100% | -100% | 150% | -43% | -37% | -56% | -100% |
| Clayton (1,358) | 2008 | 0 | 0 | 1 | 12 | 6 | 28 | 3 |
| | 2007 | 0 | 0 | 0 | 12 | 8 | 31 | 0 |
| | % Chng | 0% | 0% | 100% | 0% | -25% | -10% | 100% |
| Coaling (1,103) | 2008 | 0 | 0 | 0 | 5 | 19 | 59 | 4 |
| | 2007 | N/A | N/A | N/A | N/A | N/A | N/A | N/A |
| | % Chng | | | | | | | |
| Collinsville (1,682) | 2008 | 0 | 0 | 0 | 4 | 6 | 24 | 2 |
| | 2007 | 0 | 0 | 0 | 1 | 4 | 33 | 4 |
| | % Chng | 0% | 0% | 0% | 300% | 50% | -27% | -50% |
| Columbiana (3,839) | 2008 | 0 | 1 | 3 | 7 | 32 | 119 | 1 |
| | 2007 | 0 | 1 | 1 | 17 | 22 | 106 | 1 |
| | % Chng | 0% | 0% | 200% | -59% | 45% | 12% | 0% |
| Coosada (1,645) | 2008 | 0 | 0 | 1 | 1 | 5 | 22 | 1 |
| | 2007 | 0 | 0 | 0 | 2 | 2 | 21 | 0 |
| | % Chng | 0% | 0% | 100% | -50% | 150% | 5% | 100% |
| Cordova (2,267) | 2008 | 0 | 0 | 4 | 0 | 49 | 119 | 4 |
| | 2007 | 0 | 0 | 1 | 2 | 28 | 56 | 6 |
| | % Chng | 0% | 0% | 300% | -100% | 75% | 113% | -33% |
| Cottonwood (1,176) | 2008 | 0 | 0 | 0 | 3 | 6 | 14 | 1 |
| | 2007 | 0 | 0 | 0 | 2 | 4 | 10 | 3 |
| | % Chng | 0% | 0% | 0% | 50% | 50% | 40% | -67% |
| Creola (2,082) | 2008 | 0 | 1 | 0 | 7 | 9 | 44 | 7 |
| | 2007 | 0 | 0 | 1 | 5 | 9 | 62 | 4 |
| | % Chng | 0% | 100% | -100% | 40% | 0% | -29% | 75% |

| | Year | Homicide | Rape | Robbery | Assault | Burglary | Larceny | Motor Vehicle Theft |
|----------------------------------|----------|----------|-------|---------|---------|----------|---------|---------------------|
| <u>Cities 1,000 - 5,000</u> | | | | | | | | |
| Crossville (1,464) | 2008 | 0 | 0 | 0 | 0 | 3 | 7 | 3 |
| | 2007 | 0 | 0 | 0 | 0 | 1 | 0 | 1 |
| | % Chng | 0% | 0% | 0% | 0% | 200% | 100% | 200% |
| Dadeville (3,220) | 2008 | 0 | 0 | 4 | 26 | 53 | 140 | 6 |
| | 2007 | 0 | 2 | 9 | 49 | 56 | 179 | 12 |
| | % Chng | 0% | -100% | -56% | -47% | -5% | -22% | -50% |
| Daleville (4,512) | 2008 | 0 | 3 | 5 | 3 | 63 | 103 | 13 |
| | 2007 (8) | 0 | 3 | 4 | 5 | 32 | 39 | 3 |
| | % Chng | 0% | 0% | 25% | -40% | 97% | 164% | 333% |
| Dauphin Island (1,605) | 2008 | 0 | 0 | 1 | 0 | 24 | 39 | 2 |
| | 2007 (3) | 0 | 0 | 0 | 0 | 5 | 3 | 1 |
| | % Chng | 0% | 0% | 100% | 0% | 380% | 1200% | 100% |
| Dora (2,411) | 2008 | 0 | 0 | 1 | 3 | 33 | 55 | 15 |
| | 2007 | 0 | 2 | 1 | 3 | 17 | 74 | 12 |
| | % Chng | 0% | -100% | 0% | 0% | 94% | -26% | 25% |
| East Brewton (2,489) | 2008 | 0 | 1 | 2 | 6 | 28 | 75 | 9 |
| | 2007 | 0 | 0 | 1 | 2 | 7 | 43 | 5 |
| | % Chng | 0% | 100% | 100% | 200% | 300% | 74% | 80% |
| Eclectic (1,160) | 2008 | 0 | 0 | 1 | 6 | 11 | 49 | 2 |
| | 2007 (8) | 0 | 0 | 0 | 1 | 2 | 10 | 5 |
| | % Chng | 0% | 0% | 100% | 500% | 450% | 390% | -60% |
| Elba (4,124) | 2008 | 0 | 2 | 1 | 12 | 48 | 134 | 3 |
| | 2007 | 0 | 1 | 5 | 13 | 46 | 82 | 3 |
| | % Chng | 0% | 100% | -80% | -8% | 4% | 63% | 0% |
| Eutaw (2,941) | 2008 | 0 | 0 | 7 | 19 | 39 | 59 | 7 |
| | 2007 | 0 | 1 | 9 | 17 | 46 | 109 | 1 |
| | % Chng | 0% | -100% | -22% | 12% | -15% | -46% | 600% |
| Evergreen (3,390) | 2008 | 0 | 0 | 1 | 19 | 33 | 91 | 9 |
| | 2007 | 0 | 0 | 3 | 11 | 19 | 104 | 2 |
| | % Chng | 0% | 0% | -67% | 73% | 74% | -13% | 350% |
| Falkville (1,166) | 2008 | 0 | 0 | 0 | 1 | 9 | 28 | 0 |
| | 2007 | 0 | 1 | 0 | 1 | 5 | 9 | 1 |
| | % Chng | 0% | -100% | 0% | 0% | 80% | 211% | -100% |
| Fayette (4,672) | 2008 | 1 | 1 | 5 | 9 | 26 | 142 | 13 |
| | 2007 | 0 | 2 | 4 | 5 | 36 | 159 | 16 |
| | % Chng | 100% | -50% | 25% | 80% | -28% | -11% | -19% |

| | Year | Homicide | Rape | Robbery | Assault | Burglary | Larceny | Motor Vehicle Theft |
|------------------------------|-----------|----------|-------|---------|---------|----------|---------|---------------------|
| <u>Cities 1,000 - 5,000</u> | | | | | | | | |
| Flomaton (1,531) | 2008 | 0 | 0 | 1 | 5 | 6 | 29 | 1 |
| | 2007 (10) | 1 | 0 | 0 | 3 | 4 | 23 | 5 |
| | % Chng | -100% | 0% | 100% | 67% | 50% | 26% | -80% |
| Floral (1,899) | 2008 | 0 | 0 | 2 | 3 | 14 | 43 | 3 |
| | 2007 | 0 | 1 | 2 | 16 | 11 | 63 | 3 |
| | % Chng | 0% | -100% | 0% | -81% | 27% | -32% | 0% |
| Geneva (4,399) | 2008 | 0 | 0 | 4 | 17 | 57 | 113 | 13 |
| | 2007 | 0 | 1 | 4 | 12 | 31 | 93 | 10 |
| | % Chng | 0% | -100% | 0% | 42% | 84% | 22% | 30% |
| Georgiana (1,557) | 2008 | 0 | 0 | 1 | 14 | 12 | 35 | 2 |
| | 2007 | 0 | 1 | 2 | 10 | 13 | 43 | 3 |
| | % Chng | 0% | -100% | -50% | 40% | -8% | -19% | -33% |
| Gordo (1,556) | 2008 | 1 | 0 | 0 | 13 | 23 | 18 | 3 |
| | 2007 | 0 | 1 | 1 | 2 | 11 | 26 | 8 |
| | % Chng | 0% | -100% | -100% | 550% | 109% | -31% | -63% |
| Graysville (2,367) | 2008 | 0 | 0 | 0 | 0 | 13 | 18 | 4 |
| | 2007 | 0 | 0 | 0 | 0 | 7 | 4 | 3 |
| | % Chng | 0% | 0% | 0% | 0% | 86% | 350% | 33% |
| Greensboro (2,541) | 2008 (7) | 0 | 3 | 1 | 9 | 25 | 66 | 7 |
| | 2007 | 1 | 1 | 7 | 29 | 46 | 104 | 10 |
| | % Chng | 0% | 200% | -86% | -69% | -46% | -37% | -30% |
| Grove Hill (1,338) | 2008 | 0 | 0 | 0 | 2 | 3 | 5 | 0 |
| | 2007 | N/A | N/A | N/A | N/A | N/A | N/A | N/A |
| | % Chng | | | | | | | |
| Guin (2,176) | 2008 | 0 | 1 | 0 | 8 | 9 | 16 | 2 |
| | 2007 | 0 | 0 | 1 | 2 | 9 | 17 | 1 |
| | % Chng | 0% | 100% | -100% | 300% | 0% | -6% | 100% |
| Hackleburg (1,445) | 2008 | 0 | 1 | 0 | 3 | 12 | 24 | 1 |
| | 2007 | 0 | 0 | 0 | 1 | 5 | 10 | 3 |
| | % Chng | 0% | 100% | 0% | 200% | 140% | 140% | -67% |
| Haleyville (4,011) | 2008 | 1 | 3 | 2 | 19 | 65 | 223 | 15 |
| | 2007 | 0 | 2 | 2 | 42 | 57 | 201 | 10 |
| | % Chng | 100% | 50% | 0% | -55% | 14% | 11% | 50% |
| Hanceville (3,367) | 2008 | 0 | 2 | 3 | 12 | 22 | 110 | 3 |
| | 2007 | 0 | 1 | 0 | 9 | 41 | 114 | 10 |
| | % Chng | 0% | 100% | 100% | 33% | -46% | -4% | -70% |

| | Year | Homicide | Rape | Robbery | Assault | Burglary | Larceny | Motor Vehicle Theft |
|--------------------------------|--------|----------|-------|---------|---------|----------|---------|---------------------|
| <u>Cities 1,000 - 5,000</u> | | | | | | | | |
| Hartford (2,408) | 2008 | 0 | 6 | 2 | 5 | 15 | 71 | 13 |
| | 2007 | 0 | 0 | 2 | 7 | 31 | 110 | 6 |
| | % Chng | 0% | 100% | 0% | -29% | -52% | -35% | 117% |
| Hayneville (1,112) | 2008 | 0 | 0 | 0 | 11 | 24 | 23 | 6 |
| | 2007 | 0 | 0 | 1 | 9 | 34 | 19 | 3 |
| | % Chng | 0% | 0% | -100% | 22% | -29% | 21% | 100% |
| Headland (4,045) | 2008 | 0 | 4 | 2 | 13 | 56 | 139 | 5 |
| | 2007 | 0 | 1 | 8 | 16 | 35 | 94 | 3 |
| | % Chng | 0% | 300% | -75% | -19% | 60% | 48% | 67% |
| Heflin (3,543) | 2008 | 1 | 2 | 1 | 15 | 17 | 74 | 11 |
| | 2007 | 2 | 2 | 4 | 10 | 14 | 62 | 7 |
| | % Chng | -50% | 0% | -75% | 50% | 21% | 19% | 57% |
| Henegar (2,558) | 2008 | 0 | 0 | 0 | 4 | 6 | 25 | 0 |
| | 2007 | 0 | 1 | 4 | 2 | 9 | 29 | 7 |
| | % Chng | 0% | -100% | -100% | 100% | -33% | -14% | -100% |
| Hokes Bluff (4,452) | 2008 | 0 | 0 | 1 | 2 | 9 | 45 | 1 |
| | 2007 | 0 | 0 | 2 | 9 | 19 | 51 | 2 |
| | % Chng | 0% | 0% | -50% | -78% | -53% | -12% | -50% |
| Jemison (2,661) | 2008 | 0 | 0 | 3 | 8 | 20 | 80 | 17 |
| | 2007 | 1 | 1 | 1 | 11 | 38 | 107 | 11 |
| | % Chng | -100% | -100% | 200% | -27% | -47% | -25% | 55% |
| Killen (1,134) | 2008 | 0 | 0 | 1 | 4 | 19 | 54 | 0 |
| | 2007 | 0 | 0 | 0 | 6 | 11 | 67 | 0 |
| | % Chng | 0% | 0% | 100% | -33% | 73% | -19% | 0% |
| Kimberly (2,743) | 2008 | 0 | 1 | 0 | 1 | 11 | 33 | 5 |
| | 2007 | 0 | 0 | 0 | 0 | 2 | 18 | 5 |
| | % Chng | 0% | 100% | 0% | 100% | 450% | 83% | 0% |
| Lafayette (3,013) | 2008 | 0 | 1 | 3 | 25 | 37 | 128 | 9 |
| | 2007 | 0 | 1 | 1 | 41 | 37 | 117 | 6 |
| | % Chng | 0% | 0% | 200% | -39% | 0% | 9% | 50% |
| Lakeview (2,206) | 2008 | 0 | 0 | 0 | 2 | 18 | 49 | 9 |
| | 2007 | 0 | 1 | 1 | 0 | 25 | 50 | 5 |
| | % Chng | 0% | -100% | -100% | 100% | -28% | -2% | 80% |
| Level Plains (1,502) | 2008 | 0 | 0 | 5 | 12 | 17 | 34 | 0 |
| | 2007 | 0 | 0 | 0 | 13 | 17 | 45 | 6 |
| | % Chng | 0% | 0% | 100% | -8% | 0% | -24% | -100% |

| | Year | Homicide | Rape | Robbery | Assault | Burglary | Larceny | Motor Vehicle Theft |
|--------------------------------|----------|----------|-------|---------|---------|----------|---------|---------------------|
| <u>Cities 1,000 - 5,000</u> | | | | | | | | |
| Linden (2,268) | 2008 | 0 | 0 | 0 | 0 | 8 | 28 | 1 |
| | 2007 | 0 | 0 | 2 | 2 | 7 | 24 | 3 |
| | % Chng | 0% | 0% | -100% | -100% | 14% | 17% | -67% |
| Lineville (2,363) | 2008 | 0 | 0 | 0 | 13 | 0 | 28 | 0 |
| | 2007 | 0 | 1 | 1 | 44 | 7 | 33 | 4 |
| | % Chng | 0% | -100% | -100% | -70% | -100% | -15% | -100% |
| Livingston (2,969) | 2008 | 0 | 0 | 5 | 4 | 23 | 46 | 1 |
| | 2007 | 1 | 2 | 3 | 4 | 35 | 85 | 6 |
| | % Chng | -100% | -100% | 67% | 0% | -34% | -46% | -83% |
| Loxley (1,659) | 2008 | 2 | 3 | 15 | 8 | 6 | 85 | 6 |
| | 2007 | 1 | 2 | 2 | 5 | 21 | 52 | 5 |
| | % Chng | 100% | 50% | 650% | 60% | -71% | 63% | 20% |
| Luverne (2,763) | 2008 | 0 | 0 | 1 | 13 | 14 | 72 | 4 |
| | 2007 (9) | 0 | 0 | 2 | 5 | 17 | 53 | 0 |
| | % Chng | 0% | 0% | -50% | 160% | -18% | 36% | 100% |
| Margaret (1,302) | 2008 | 0 | 0 | 1 | 1 | 8 | 34 | 6 |
| | 2007 | N/A | N/A | N/A | N/A | N/A | N/A | N/A |
| | % Chng | | | | | | | |
| Marion (3,133) | 2008 | 0 | 1 | 3 | 36 | 40 | 130 | 4 |
| | 2007 | 0 | 1 | 1 | 33 | 40 | 151 | 11 |
| | % Chng | 0% | 0% | 200% | 9% | 0% | -14% | -64% |
| Midland City (1,865) | 2008 | 0 | 0 | 5 | 9 | 7 | 24 | 2 |
| | 2007 | 0 | 1 | 5 | 9 | 20 | 44 | 3 |
| | % Chng | 0% | -100% | 0% | 0% | -65% | -45% | -33% |
| Morris (1,904) | 2008 | 0 | 0 | 1 | 0 | 4 | 20 | 1 |
| | 2007 | 0 | 0 | 0 | 0 | 10 | 21 | 2 |
| | % Chng | 0% | 0% | 100% | 0% | -60% | -5% | -50% |
| Moulton (3,262) | 2008 | 0 | 0 | 0 | 7 | 20 | 110 | 6 |
| | 2007 | 0 | 1 | 0 | 8 | 21 | 93 | 5 |
| | % Chng | 0% | -100% | 0% | -13% | -5% | 18% | 20% |
| Moundville (2,150) | 2008 | 0 | 1 | 0 | 14 | 23 | 59 | 12 |
| | 2007 | 0 | 0 | 1 | 9 | 7 | 60 | 8 |
| | % Chng | 0% | 100% | -100% | 56% | 229% | -2% | 50% |
| New Brockton (1,227) | 2008 | 0 | 0 | 0 | 0 | 2 | 23 | 0 |
| | 2007 | 0 | 0 | 0 | 0 | 8 | 29 | 4 |
| | % Chng | 0% | 0% | 0% | 0% | -75% | -21% | -100% |

| | Year | Homicide | Rape | Robbery | Assault | Burglary | Larceny | Motor Vehicle Theft |
|------------------------------------|--------|----------|------|---------|---------|----------|---------|---------------------|
| <u>Cities 1,000 - 5,000</u> | | | | | | | | |
| New Hope (2,775) | 2008 | 0 | 1 | 1 | 14 | 11 | 34 | 3 |
| | 2007 | 0 | 0 | 1 | 8 | 20 | 39 | 2 |
| | % Chng | 0% | 100% | 0% | 75% | -45% | -13% | 50% |
| Newton (1,648) | 2008 | 0 | 0 | 0 | 3 | 12 | 51 | 6 |
| | 2007 | 0 | 0 | 2 | 3 | 7 | 22 | 5 |
| | % Chng | 0% | 0% | -100% | 0% | 71% | 132% | 20% |
| Odenville (1,264) | 2008 | 0 | 2 | 1 | 6 | 12 | 37 | 5 |
| | 2007 | 0 | 0 | 0 | 4 | 3 | 13 | 2 |
| | % Chng | 0% | 100% | 100% | 50% | 300% | 185% | 150% |
| Ohatchee (1,237) | 2008 | 0 | 1 | 0 | 3 | 16 | 26 | 6 |
| | 2007 | 0 | 0 | 0 | 0 | 32 | 29 | 7 |
| | % Chng | 0% | 100% | 0% | 100% | -50% | -10% | -14% |
| Owens Crossroads (1,491) | 2008 | 0 | 0 | 0 | 3 | 11 | 24 | 2 |
| | 2007 | N/A | N/A | N/A | N/A | N/A | N/A | N/A |
| | % Chng | | | | | | | |
| Parrish (1,239) | 2008 | 0 | 1 | 0 | 2 | 3 | 21 | 0 |
| | 2007 | 0 | 1 | 1 | 5 | 6 | 40 | 2 |
| | % Chng | 0% | 0% | -100% | -60% | -50% | -48% | -100% |
| Phil Campbell (1,035) | 2008 | 0 | 0 | 0 | 0 | 4 | 14 | 1 |
| | 2007 | 0 | 0 | 0 | 2 | 2 | 21 | 1 |
| | % Chng | 0% | 0% | 0% | -100% | 100% | -33% | 0% |
| Piedmont (4,962) | 2008 | 0 | 1 | 2 | 33 | 48 | 151 | 9 |
| | 2007 | 0 | 1 | 1 | 1 | 42 | 221 | 0 |
| | % Chng | 0% | 0% | 100% | 3200% | 14% | -32% | 100% |
| Priceville (2,659) | 2008 | 0 | 0 | 1 | 3 | 8 | 67 | 1 |
| | 2007 | 0 | 0 | 0 | 5 | 7 | 50 | 6 |
| | % Chng | 0% | 0% | 100% | -40% | 14% | 34% | -83% |
| Ragland (2,125) | 2008 | 0 | 1 | 0 | 2 | 1 | 13 | 2 |
| | 2007 | 1 | 2 | 0 | 3 | 9 | 27 | 3 |
| | % Chng | -100% | -50% | 0% | -33% | -89% | -52% | -33% |
| Rainsville (4,950) | 2008 | 0 | 2 | 0 | 11 | 17 | 107 | 7 |
| | 2007 | 0 | 0 | 0 | 12 | 20 | 117 | 5 |
| | % Chng | 0% | 100% | 0% | -8% | -15% | -9% | 40% |
| Red Bay (3,242) | 2008 | 0 | 0 | 0 | 9 | 8 | 45 | 7 |
| | 2007 | 0 | 0 | 0 | 5 | 12 | 55 | 3 |
| | % Chng | 0% | 0% | 0% | 80% | -33% | -18% | 133% |

| | Year | Homicide | Rape | Robbery | Assault | Burglary | Larceny | Motor Vehicle Theft |
|-------------------------------|--------|----------|-------|---------|---------|----------|---------|---------------------|
| <u>Cities 1,000 - 5,000</u> | | | | | | | | |
| Reform (1,786) | 2008 | 0 | 0 | 2 | 9 | 18 | 40 | 3 |
| | 2007 | 0 | 0 | 6 | 11 | 28 | 43 | 0 |
| | % Chng | 0% | 0% | -67% | -18% | -36% | -7% | 100% |
| Riverside (2,023) | 2008 | 0 | 1 | 0 | 9 | 6 | 11 | 1 |
| | 2007 | 0 | 1 | 0 | 9 | 3 | 17 | 0 |
| | % Chng | 0% | 0% | 0% | 0% | 100% | -35% | 100% |
| Rogersville (1,196) | 2008 | 0 | 0 | 0 | 0 | 8 | 27 | 1 |
| | 2007 | 0 | 0 | 1 | 3 | 19 | 36 | 5 |
| | % Chng | 0% | 0% | -100% | -100% | -58% | -25% | -80% |
| Samson (2,006) | 2008 | 0 | 1 | 0 | 2 | 13 | 29 | 4 |
| | 2007 | 0 | 1 | 3 | 2 | 4 | 11 | 2 |
| | % Chng | 0% | 0% | -100% | 0% | 225% | 164% | 100% |
| Sardis City (2,177) | 2008 | 0 | 0 | 0 | 2 | 26 | 38 | 3 |
| | 2007 | 0 | 0 | 0 | 3 | 19 | 43 | 3 |
| | % Chng | 0% | 0% | 0% | -33% | 37% | -12% | 0% |
| Slocomb (2,033) | 2008 | 0 | 0 | 2 | 5 | 13 | 40 | 4 |
| | 2007 | 0 | 0 | 1 | 8 | 5 | 18 | 1 |
| | % Chng | 0% | 0% | 100% | -38% | 160% | 122% | 300% |
| Springville (3,618) | 2008 | 0 | 1 | 1 | 6 | 18 | 64 | 5 |
| | 2007 | 0 | 0 | 2 | 7 | 15 | 77 | 4 |
| | % Chng | 0% | 100% | -50% | -14% | 20% | -17% | 25% |
| Stevenson (2,003) | 2008 | 0 | 0 | 0 | 36 | 19 | 73 | 16 |
| | 2007 | 0 | 1 | 2 | 33 | 25 | 79 | 11 |
| | % Chng | 0% | -100% | -100% | 9% | -24% | -8% | 45% |
| Sulligent (1,960) | 2008 | 0 | 0 | 1 | 4 | 11 | 33 | 7 |
| | 2007 | 0 | 0 | 0 | 1 | 3 | 52 | 3 |
| | % Chng | 0% | 0% | 100% | 300% | 267% | -37% | 133% |
| Sumiton (2,539) | 2008 | 0 | 2 | 5 | 0 | 47 | 256 | 24 |
| | 2007 | 0 | 0 | 4 | 0 | 40 | 268 | 26 |
| | % Chng | 0% | 100% | 25% | 0% | 18% | -4% | -8% |
| Sylvania (1,266) | 2008 | 0 | 0 | 0 | 0 | 8 | 8 | 0 |
| | 2007 | 0 | 0 | 0 | 4 | 6 | 17 | 1 |
| | % Chng | 0% | 0% | 0% | -100% | 33% | -53% | -100% |
| Thomasville (4,474) | 2008 | 0 | 2 | 0 | 30 | 37 | 189 | 10 |
| | 2007 | 3 | 3 | 3 | 22 | 76 | 178 | 7 |
| | % Chng | -100% | -33% | -100% | 36% | -51% | 6% | 43% |

| | Year | Homicide | Rape | Robbery | Assault | Burglary | Larceny | Motor Vehicle Theft |
|---------------------------------|-----------|----------|------|---------|---------|----------|---------|---------------------|
| <u>Cities 1,000 - 5,000</u> | | | | | | | | |
| Thorsby (2,068) | 2008 | 0 | 0 | 0 | 0 | 5 | 7 | 1 |
| | 2007 | 0 | 0 | 0 | 0 | 2 | 6 | 1 |
| | % Chng | 0% | 0% | 0% | 0% | 150% | 17% | 0% |
| Town Creek (1,206) | 2008 | 0 | 0 | 0 | 0 | 9 | 22 | 0 |
| | 2007 | 0 | 0 | 0 | 0 | 4 | 30 | 1 |
| | % Chng | 0% | 0% | 0% | 0% | 125% | -27% | -100% |
| Trinity (1,914) | 2008 | 1 | 1 | 0 | 3 | 11 | 19 | 8 |
| | 2007 | 0 | 0 | 0 | 2 | 1 | 7 | 7 |
| | % Chng | 100% | 100% | 0% | 50% | 1000% | 171% | 14% |
| Union Springs (4,566) | 2008 | 0 | 0 | 6 | 11 | 34 | 114 | 8 |
| | 2007 | N/A | N/A | N/A | N/A | N/A | N/A | N/A |
| | % Chng | | | | | | | |
| Uniontown (1,413) | 2008 | 0 | 1 | 9 | 27 | 23 | 33 | 7 |
| | 2007 | 0 | 0 | 0 | 34 | 9 | 26 | 3 |
| | % Chng | 0% | 100% | 100% | -21% | 156% | 27% | 133% |
| Vernon (1,886) | 2008 | 0 | 0 | 3 | 2 | 10 | 14 | 2 |
| | 2007 | 0 | 0 | 0 | 1 | 3 | 16 | 1 |
| | % Chng | 0% | 0% | 100% | 100% | 233% | -13% | 100% |
| Warrior (3,003) | 2008 | 0 | 0 | 3 | 3 | 9 | 62 | 7 |
| | 2007 | N/A | N/A | N/A | N/A | N/A | N/A | N/A |
| | % Chng | | | | | | | |
| Weaver (2,686) | 2008 | 0 | 0 | 0 | 4 | 20 | 39 | 1 |
| | 2007 | 0 | 0 | 0 | 6 | 28 | 43 | 2 |
| | % Chng | 0% | 0% | 0% | -33% | -29% | -9% | -50% |
| Webb (1,361) | 2008 | 0 | 0 | 0 | 1 | 1 | 4 | 0 |
| | 2007 | 0 | 0 | 0 | 0 | 3 | 2 | 0 |
| | % Chng | 0% | 0% | 0% | 100% | -67% | 100% | 0% |
| Winfield (3,824) | 2008 | 0 | 2 | 0 | 11 | 26 | 142 | 17 |
| | 2007 (10) | 0 | 0 | 0 | 1 | 37 | 94 | 8 |
| | % Chng | 0% | 100% | 0% | 1000% | -30% | 51% | 113% |
| Woodstock (1,023) | 2008 | 0 | 2 | 1 | 0 | 26 | 54 | 18 |
| | 2007 (5) | 0 | 0 | 2 | 9 | 19 | 23 | 3 |
| | % Chng | 0% | 100% | -50% | -100% | 37% | 135% | 500% |
| York (2,489) | 2008 | 0 | 0 | 0 | 10 | 20 | 52 | 3 |
| | 2007 | 0 | 0 | 3 | 13 | 14 | 48 | 3 |
| | % Chng | 0% | 0% | -100% | -23% | 43% | 8% | 0% |

| | Year | Homicide | Rape | Robbery | Assault | Burglary | Larceny | Motor Vehicle Theft |
|--------------------------------|----------|----------|------|---------|---------|----------|---------|---------------------|
| <u>Cities Under 1,000</u> | | | | | | | | |
| Addison (715) | 2008 | 0 | 0 | 0 | 5 | 10 | 24 | 0 |
| | 2007 | 0 | 0 | 0 | 4 | 1 | 21 | 1 |
| | % Chng | 0% | 0% | 0% | 25% | 900% | 14% | -100% |
| Anderson (352) | 2008 | 0 | 0 | 0 | 0 | 4 | 10 | 2 |
| | 2007 | N/A | N/A | N/A | N/A | N/A | N/A | N/A |
| | % Chng | | | | | | | |
| Arley (320) | 2008 | 0 | 0 | 0 | 0 | 1 | 11 | 1 |
| | 2007 | N/A | N/A | N/A | N/A | N/A | N/A | N/A |
| | % Chng | | | | | | | |
| Autaugaville (877) | 2008 | 0 | 0 | 0 | 0 | 8 | 7 | 0 |
| | 2007 | 0 | 0 | 0 | 2 | 12 | 13 | 2 |
| | % Chng | 0% | 0% | 0% | -100% | -33% | -46% | -100% |
| Brantley (914) | 2008 (9) | 0 | 0 | 0 | 1 | 0 | 11 | 0 |
| | 2007 | 0 | 0 | 0 | 1 | 10 | 37 | 0 |
| | % Chng | 0% | 0% | 0% | 0% | -100% | -70% | 0% |
| Brilliant (720) | 2008 | 0 | 0 | 0 | 2 | 9 | 12 | 2 |
| | 2007 | 0 | 0 | 0 | 3 | 14 | 25 | 1 |
| | % Chng | 0% | 0% | 0% | -33% | -36% | -52% | 100% |
| Carrollton (929) | 2008 | 0 | 0 | 0 | 0 | 4 | 5 | 1 |
| | 2007 | 0 | 0 | 1 | 0 | 5 | 15 | 0 |
| | % Chng | 0% | 0% | -100% | 0% | -20% | -67% | 100% |
| Clayhatchee (491) | 2008 | 0 | 0 | 0 | 2 | 3 | 6 | 1 |
| | 2007 | N/A | N/A | N/A | N/A | N/A | N/A | N/A |
| | % Chng | | | | | | | |
| Coffeeville (344) | 2008 | 0 | 0 | 0 | 1 | 0 | 2 | 1 |
| | 2007 | 0 | 0 | 0 | 2 | 0 | 1 | 0 |
| | % Chng | 0% | 0% | 0% | -50% | 0% | 100% | 100% |
| Columbia (837) | 2008 | 0 | 0 | 0 | 1 | 0 | 7 | 0 |
| | 2007 | N/A | N/A | N/A | N/A | N/A | N/A | N/A |
| | % Chng | | | | | | | |
| Courtland (762) | 2008 | 0 | 0 | 0 | 2 | 2 | 8 | 2 |
| | 2007 | 0 | 0 | 0 | 0 | 3 | 3 | 4 |
| | % Chng | 0% | 0% | 0% | 100% | -33% | 167% | -50% |
| Double Springs (979) | 2008 | 0 | 0 | 1 | 6 | 7 | 40 | 2 |
| | 2007 | 1 | 0 | 0 | 3 | 2 | 10 | 1 |
| | % Chng | -100% | 0% | 100% | 100% | 250% | 300% | 100% |

| | Year | Homicide | Rape | Robbery | Assault | Burglary | Larceny | Motor Vehicle Theft |
|------------------------------|--------|----------|-------|---------|---------|----------|---------|---------------------|
| <u>Cities Under 1,000</u> | | | | | | | | |
| Douglas (583) | 2008 | 0 | 1 | 1 | 3 | 25 | 19 | 8 |
| | 2007 | 0 | 0 | 1 | 8 | 34 | 44 | 10 |
| | % Chng | 0% | 100% | 0% | -63% | -26% | -57% | -20% |
| Elberta (582) | 2008 | 0 | 1 | 2 | 7 | 35 | 79 | 11 |
| | 2007 | 0 | 0 | 2 | 5 | 16 | 54 | 8 |
| | % Chng | 0% | 0% | 0% | 40% | 119% | 46% | 38% |
| Excel (600) | 2008 | 0 | 0 | 0 | 2 | 2 | 7 | 0 |
| | 2007 | 0 | 0 | 0 | 1 | 2 | 14 | 1 |
| | % Chng | 0% | 0% | 0% | 100% | 0% | -50% | -100% |
| Forkland (589) | 2008 | 0 | 1 | 1 | 13 | 6 | 15 | 2 |
| | 2007 | 0 | 1 | 1 | 7 | 6 | 6 | 1 |
| | % Chng | 0% | 0% | 0% | 86% | 0% | 150% | 100% |
| Geraldine (837) | 2008 | 0 | 0 | 0 | 4 | 6 | 28 | 1 |
| | 2007 | 0 | 0 | 0 | 2 | 3 | 24 | 4 |
| | % Chng | 0% | 0% | 0% | 100% | 100% | 17% | -75% |
| Grant (693) | 2008 | 0 | 0 | 0 | 1 | 2 | 1 | 1 |
| | 2007 | 0 | 0 | 0 | 0 | 3 | 5 | 1 |
| | % Chng | 0% | 0% | 0% | 100% | -33% | -80% | 0% |
| Gurley (855) | 2008 | 0 | 0 | 0 | 1 | 5 | 16 | 1 |
| | 2007 | 0 | 1 | 0 | 1 | 5 | 22 | 2 |
| | % Chng | 0% | -100% | 0% | 0% | 0% | -27% | -50% |
| Hammondville (544) | 2008 | 0 | 0 | 0 | 0 | 1 | 3 | 0 |
| | 2007 | 0 | 0 | 0 | 0 | 2 | 3 | 0 |
| | % Chng | 0% | 0% | 0% | 0% | -50% | 0% | 0% |
| Hillsboro (588) | 2008 | 0 | 0 | 0 | 1 | 1 | 4 | 1 |
| | 2007 | N/A | N/A | N/A | N/A | N/A | N/A | N/A |
| | % Chng | | | | | | | |
| Hollywood (918) | 2008 | 0 | 0 | 0 | 0 | 1 | 8 | 0 |
| | 2007 | 0 | 0 | 0 | 0 | 1 | 11 | 1 |
| | % Chng | 0% | 0% | 0% | 0% | 0% | -27% | -100% |
| Hurtsboro (580) | 2008 | 0 | 0 | 0 | 0 | 3 | 3 | 1 |
| | 2007 | N/A | N/A | N/A | N/A | N/A | N/A | N/A |
| | % Chng | | | | | | | |
| Ider (716) | 2008 | 0 | 0 | 0 | 0 | 3 | 9 | 2 |
| | 2007 | 0 | 0 | 0 | 0 | 1 | 2 | 1 |
| | % Chng | 0% | 0% | 0% | 0% | 200% | 350% | 100% |

| | Year | Homicide | Rape | Robbery | Assault | Burglary | Larceny | Motor Vehicle Theft |
|-----------------------------|--------|----------|------|---------|---------|----------|---------|---------------------|
| <u>Cities Under 1,000</u> | | | | | | | | |
| Leesburg (822) | 2008 | 0 | 0 | 0 | 3 | 2 | 9 | 1 |
| | 2007 | 0 | 0 | 0 | 3 | 7 | 40 | 3 |
| | % Chng | 0% | 0% | 0% | 0% | -71% | -78% | -67% |
| Leighton (828) | 2008 | 0 | 1 | 0 | 7 | 6 | 11 | 0 |
| | 2007 | 0 | 0 | 1 | 7 | 7 | 23 | 2 |
| | % Chng | 0% | 100% | -100% | 0% | -14% | -52% | -100% |
| Lexington (837) | 2008 | 0 | 0 | 0 | 3 | 1 | 4 | 1 |
| | 2007 | 0 | 0 | 0 | 0 | 4 | 6 | 0 |
| | % Chng | 0% | 0% | 0% | 100% | -75% | -33% | 100% |
| Littleville (950) | 2008 | 0 | 0 | 0 | 1 | 5 | 18 | 3 |
| | 2007 | 0 | 0 | 0 | 1 | 4 | 32 | 2 |
| | % Chng | 0% | 0% | 0% | 0% | 25% | -44% | 50% |
| Lockhart (545) | 2008 | 0 | 0 | 1 | 0 | 0 | 3 | 1 |
| | 2007 | N/A | N/A | N/A | N/A | N/A | N/A | N/A |
| | % Chng | | | | | | | |
| Lynn (717) | 2008 | 0 | 0 | 0 | 0 | 8 | 7 | 1 |
| | 2007 | N/A | N/A | N/A | N/A | N/A | N/A | N/A |
| | % Chng | | | | | | | |
| Maplesville (690) | 2008 | 0 | 0 | 0 | 1 | 3 | 41 | 4 |
| | 2007 | 0 | 0 | 1 | 4 | 7 | 24 | 2 |
| | % Chng | 0% | 0% | -100% | -75% | -57% | 71% | 100% |
| McIntosh (233) | 2008 | 1 | 0 | 0 | 1 | 3 | 11 | 3 |
| | 2007 | 0 | 0 | 0 | 5 | 7 | 24 | 0 |
| | % Chng | 100% | 0% | 0% | -80% | -57% | -54% | 100% |
| Mckenzie (602) | 2008 | 0 | 0 | 0 | 2 | 3 | 4 | 2 |
| | 2007 | 0 | 0 | 0 | 0 | 2 | 7 | 0 |
| | % Chng | 0% | 0% | 0% | 100% | 100% | -43% | 100% |
| Mentone (481) | 2008 | 0 | 0 | 0 | 0 | 1 | 4 | 0 |
| | 2007 | 0 | 0 | 0 | 0 | 4 | 2 | 2 |
| | % Chng | 0% | 0% | 0% | 0% | -75% | 100% | -100% |
| Millry (588) | 2008 | 0 | 0 | 0 | 0 | 0 | 8 | 0 |
| | 2007 | 0 | 0 | 0 | 1 | 0 | 4 | 0 |
| | % Chng | 0% | 0% | 0% | -100% | 0% | 100% | 0% |
| Mt Vernon (817) | 2008 | 0 | 1 | 2 | 19 | 5 | 24 | 1 |
| | 2007 | 0 | 0 | 0 | 6 | 5 | 8 | 2 |
| | % Chng | 0% | 100% | 100% | 217% | 0% | 200% | -50% |

| | Year | Homicide | Rape | Robbery | Assault | Burglary | Larceny | Motor Vehicle Theft |
|------------------------------------|--------|----------|-------|---------|---------|----------|---------|---------------------|
| <u>Cities Under 1,000</u> | | | | | | | | |
| North Courtland (797) | 2008 | 0 | 0 | 0 | 1 | 4 | 11 | 1 |
| | 2007 | 0 | 0 | 0 | 0 | 0 | 1 | 0 |
| | % Chng | 0% | 0% | 0% | 100% | 100% | 1000% | 100% |
| Notasulga (804) | 2008 | 0 | 0 | 0 | 0 | 9 | 14 | 2 |
| | 2007 | 0 | 0 | 0 | 0 | 9 | 14 | 2 |
| | % Chng | 0% | 0% | 0% | 0% | 0% | 0% | 0% |
| Oakman (924) | 2008 | 0 | 0 | 0 | 1 | 5 | 23 | 0 |
| | 2007 | 0 | 1 | 1 | 2 | 5 | 13 | 3 |
| | % Chng | 0% | -100% | -100% | -50% | 0% | 77% | -100% |
| Pine Hill (905) | 2008 | 0 | 0 | 0 | 8 | 9 | 19 | 0 |
| | 2007 | 1 | 0 | 0 | 3 | 2 | 4 | 1 |
| | % Chng | -100% | 0% | 0% | 167% | 350% | 375% | -100% |
| Powells Crossroads (975) | 2008 | 0 | 0 | 0 | 1 | 4 | 16 | 1 |
| | 2007 | 0 | 0 | 0 | 0 | 2 | 11 | 0 |
| | % Chng | 0% | 0% | 0% | 100% | 100% | 45% | 100% |
| Ranburne (481) | 2008 | 0 | 0 | 0 | 0 | 5 | 17 | 1 |
| | 2007 | 0 | 0 | 0 | 1 | 1 | 12 | 4 |
| | % Chng | 0% | 0% | 0% | -100% | 400% | 42% | -75% |
| Red Level (554) | 2008 | 0 | 0 | 0 | 1 | 3 | 6 | 0 |
| | 2007 | 0 | 0 | 0 | 0 | 3 | 0 | 0 |
| | % Chng | 0% | 0% | 0% | 100% | 0% | 100% | 0% |
| Rockford (392) | 2008 | 0 | 0 | 0 | 0 | 3 | 5 | 0 |
| | 2007 | N/A | N/A | N/A | N/A | N/A | N/A | N/A |
| | % Chng | | | | | | | |
| Shorter (352) | 2008 | 0 | 0 | 3 | 6 | 3 | 22 | 1 |
| | 2007 | 0 | 0 | 5 | 5 | 5 | 11 | 0 |
| | % Chng | 0% | 0% | -40% | 20% | -40% | 100% | 100% |
| Silas (472) | 2008 | 0 | 0 | 0 | 0 | 4 | 1 | 0 |
| | 2007 | 0 | 0 | 1 | 3 | 1 | 2 | 1 |
| | % Chng | 0% | 0% | -100% | -100% | 300% | -50% | -100% |
| Silverhill (695) | 2008 | 0 | 1 | 0 | 0 | 8 | 7 | 0 |
| | 2007 | 0 | 0 | 1 | 0 | 5 | 26 | 2 |
| | % Chng | 0% | 100% | -100% | 0% | 60% | -73% | -100% |
| Sipsey (540) | 2008 | 0 | 0 | 1 | 0 | 8 | 19 | 3 |
| | 2007 | N/A | N/A | N/A | N/A | N/A | N/A | N/A |
| | % Chng | | | | | | | |

| | Year | Homicide | Rape | Robbery | Assault | Burglary | Larceny | Motor Vehicle Theft |
|---------------------------------------|--------|----------|------|---------|---------|----------|---------|---------------------|
| <u>Cities Under 1,000</u> | | | | | | | | |
| Skyline (831) | 2008 | 0 | 0 | 0 | 1 | 2 | 14 | 0 |
| | 2007 | 0 | 0 | 0 | 0 | 2 | 9 | 1 |
| | % Chng | 0% | 0% | 0% | 100% | 0% | 56% | -100% |
| Snead (846) | 2008 | 0 | 0 | 0 | 5 | 4 | 18 | 3 |
| | 2007 | N/A | N/A | N/A | N/A | N/A | N/A | N/A |
| | % Chng | | | | | | | |
| Somerville (472) | 2008 | 0 | 0 | 0 | 1 | 3 | 15 | 1 |
| | 2007 | 0 | 0 | 0 | 0 | 5 | 14 | 0 |
| | % Chng | 0% | 0% | 0% | 100% | -40% | 7% | 100% |
| St Florian (491) | 2008 | 0 | 1 | 0 | 2 | 10 | 6 | 0 |
| | 2007 | 0 | 0 | 1 | 1 | 9 | 7 | 2 |
| | % Chng | 0% | 100% | -100% | 100% | 11% | -14% | -100% |
| Summerdale (714) | 2008 | 0 | 1 | 1 | 5 | 8 | 38 | 4 |
| | 2007 | 0 | 4 | 1 | 7 | 24 | 68 | 2 |
| | % Chng | 0% | -75% | 0% | -29% | -67% | -44% | 100% |
| Triana (493) | 2008 | 0 | 0 | 0 | 1 | 12 | 6 | 2 |
| | 2007 | 0 | 0 | 0 | 1 | 2 | 3 | 0 |
| | % Chng | 0% | 0% | 0% | 0% | 500% | 100% | 100% |
| Valley Head (649) | 2008 | 0 | 0 | 0 | 1 | 6 | 12 | 1 |
| | 2007 | N/A | N/A | N/A | N/A | N/A | N/A | N/A |
| | % Chng | | | | | | | |
| Vance (740) | 2008 | 0 | 0 | 0 | 3 | 11 | 25 | 3 |
| | 2007 | N/A | N/A | N/A | N/A | N/A | N/A | N/A |
| | % Chng | | | | | | | |
| <u>Colleges and Universities</u> | | | | | | | | |
| Alabama State University | 2008 | 0 | 0 | 15 | 2 | 22 | 134 | 4 |
| | 2007 | 0 | 0 | 9 | 4 | 28 | 106 | 2 |
| | % Chng | 0% | 0% | 67% | -50% | -21% | 26% | 100% |
| Auburn University Montgomery | 2008 | 0 | 1 | 0 | 0 | 11 | 48 | 1 |
| | 2007 | 0 | 0 | 0 | 0 | 3 | 43 | 2 |
| | % Chng | 0% | 100% | 0% | 0% | 267% | 12% | -50% |
| Faulkner University Birmingham | 2008 | 0 | 0 | 0 | 0 | 0 | 0 | 0 |
| | 2007 | 0 | 0 | 0 | 0 | 0 | 0 | 0 |
| | % Chng | 0% | 0% | 0% | 0% | 0% | 0% | 0% |
| Faulkner University Florence | 2008 | 0 | 0 | 0 | 0 | 0 | 0 | 0 |
| | 2007 | 0 | 0 | 0 | 0 | 0 | 0 | 0 |
| | % Chng | 0% | 0% | 0% | 0% | 0% | 0% | 0% |

| | Year | Homicide | Rape | Robbery | Assault | Burglary | Larceny | Motor Vehicle Theft |
|----------------------------------|--------|----------|-------|---------|---------|----------|---------|---------------------|
| <u>Colleges and Universities</u> | | | | | | | | |
| Faulkner University | 2008 | 0 | 0 | 0 | 0 | 0 | 0 | 0 |
| Mobile | 2007 | 0 | 0 | 0 | 0 | 0 | 0 | 0 |
| | % Chng | 0% | 0% | 0% | 0% | 0% | 0% | 0% |
| Faulkner University | 2008 | 0 | 0 | 0 | 0 | 0 | 0 | 0 |
| Montgomery | 2007 | 0 | 0 | 0 | 0 | 0 | 0 | 0 |
| | % Chng | 0% | 0% | 0% | 0% | 0% | 0% | 0% |
| Jacksonville State | 2008 | 0 | 1 | 0 | 4 | 24 | 112 | 1 |
| University | 2007 | 0 | 0 | 1 | 4 | 36 | 83 | 1 |
| | % Chng | 0% | 100% | -100% | 0% | -33% | 35% | 0% |
| Troy State | 2008 | 0 | 0 | 3 | 0 | 30 | 132 | 9 |
| | 2007 | 0 | 1 | 1 | 0 | 17 | 162 | 1 |
| | % Chng | 0% | -100% | 200% | 0% | 76% | -19% | 800% |
| University of | 2008 | 0 | 0 | 0 | 1 | 5 | 67 | 0 |
| Alabama at | 2007 | 0 | 2 | 0 | 0 | 8 | 62 | 0 |
| Huntsville | % Chng | 0% | -100% | 0% | 100% | -38% | 8% | 0% |
| University of | 2008 | 0 | 1 | 8 | 4 | 97 | 321 | 5 |
| Alabama | 2007 | 0 | 1 | 2 | 2 | 151 | 353 | 5 |
| | % Chng | 0% | 0% | 300% | 100% | -36% | -9% | 0% |
| University of | 2008 | 0 | 0 | 0 | 1 | 3 | 29 | 0 |
| Montevallo | 2007 | 0 | 0 | 0 | 0 | 1 | 43 | 0 |
| | % Chng | 0% | 0% | 0% | 100% | 200% | -33% | 0% |
| University of North | 2008 | 0 | 0 | 0 | 2 | 19 | 58 | 0 |
| Alabama | 2007 | 0 | 0 | 1 | 0 | 35 | 54 | 2 |
| | % Chng | 0% | 0% | -100% | 100% | -46% | 7% | -100% |
| University of South | 2008 | 0 | 3 | 9 | 4 | 49 | 157 | 3 |
| Alabama | 2007 | 0 | 2 | 0 | 12 | 46 | 119 | 6 |
| | % Chng | 0% | 50% | 100% | -67% | 7% | 32% | -50% |

CLEARANCE RATES

* * * * *

A clearance is a measure of law enforcement activity whereby enough evidence is found to charge a suspect and take him into custody (an arrest) or when a crime is solved but no formal charges are brought against a suspect (clearance by exceptional means). The clearance rate is achieved by taking the number of offenses and dividing that number into the number of clearances.

$$\frac{\text{REPORTED OFFENSES}}{\text{CLEARANCES}} = \text{CLEARANCE RATE}$$

It is important to note that clearance data is reported on a monthly basis to UCR and, therefore, it is possible for an arrest made in one month to clear a crime committed in previous months or years.

| | | Homicide | Rape | Robbery | Assault | Burglary | Larceny | Motor Vehicle Theft |
|-------------------------------|------------|----------|------|---------|---------|----------|---------|---------------------|
| <u>Cities Over 50,000</u> | | | | | | | | |
| Auburn | 2008 | 3 | 17 | 56 | 106 | 1,022 | 1,818 | 54 |
| | Clearance: | 4 | 11 | 30 | 80 | 115 | 537 | 23 |
| | Clearance | 133% | 65% | 54% | 75% | 11% | 30% | 43% |
| Birmingham | 2008 | 82 | 212 | 1,499 | 1,456 | 5,153 | 12,761 | 2,140 |
| | Clearance: | 51 | 76 | 650 | 256 | 411 | 1,312 | 251 |
| | Clearance | 62% | 36% | 43% | 18% | 8% | 10% | 12% |
| Decatur | 2008 | 3 | 28 | 123 | 137 | 976 | 2,889 | 131 |
| | Clearance: | 3 | 11 | 68 | 75 | 125 | 581 | 21 |
| | Clearance | 100% | 39% | 55% | 55% | 13% | 20% | 16% |
| Dothan | 2008 | 3 | 30 | 189 | 177 | 859 | 2,506 | 148 |
| | Clearance: | 2 | 16 | 63 | 100 | 96 | 783 | 33 |
| | Clearance | 67% | 53% | 33% | 56% | 11% | 31% | 22% |
| Hoover | 2008 | 2 | 13 | 62 | 34 | 436 | 1,760 | 118 |
| | Clearance: | 2 | 4 | 17 | 13 | 43 | 430 | 7 |
| | Clearance | 100% | 31% | 27% | 38% | 10% | 24% | 6% |
| Huntsville | 2008 | 18 | 93 | 412 | 699 | 2,369 | 7,196 | 1,082 |
| | Clearance: | 12 | 26 | 167 | 390 | 554 | 2,420 | 453 |
| | Clearance | 67% | 28% | 41% | 56% | 23% | 34% | 42% |
| Mobile | 2008 | 42 | 27 | 875 | 260 | 3,305 | 9,470 | 1,071 |
| | Clearance: | 34 | 21 | 358 | 163 | 648 | 2,220 | 176 |
| | Clearance | 81% | 78% | 41% | 63% | 20% | 23% | 16% |
| Montgomery | 2008 | 23 | 47 | 463 | 350 | 3,513 | 8,117 | 915 |
| | Clearance: | 21 | 33 | 115 | 114 | 171 | 378 | 30 |
| | Clearance | 91% | 70% | 25% | 33% | 5% | 5% | 3% |
| Tuscaloosa | 2008 | 11 | 27 | 199 | 233 | 1,513 | 3,553 | 330 |
| | Clearance: | 7 | 23 | 79 | 153 | 252 | 1,067 | 52 |
| | Clearance | 64% | 85% | 40% | 66% | 17% | 30% | 16% |
| <u>Cities 25,000 - 50,000</u> | | | | | | | | |
| Alabaster | 2008 | 0 | 1 | 10 | 9 | 55 | 518 | 43 |
| | Clearance: | 0 | 0 | 3 | 4 | 6 | 146 | 16 |
| | Clearance | 0% | 0% | 30% | 44% | 11% | 28% | 37% |
| Bessemer | 2008 | 5 | 27 | 193 | 354 | 1,046 | 2,392 | 278 |
| | Clearance: | 3 | 4 | 24 | 44 | 60 | 312 | 9 |
| | Clearance | 60% | 15% | 12% | 12% | 6% | 13% | 3% |
| Florence | 2008 | 3 | 16 | 65 | 71 | 485 | 1,335 | 57 |
| | Clearance: | 2 | 3 | 13 | 40 | 31 | 290 | 6 |
| | Clearance | 67% | 19% | 20% | 56% | 6% | 22% | 11% |

| | | Homicide | Rape | Robbery | Assault | Burglary | Larceny | Motor Vehicle Theft |
|-------------------------------|------------|----------|------|---------|---------|----------|---------|---------------------|
| <u>Cities 25,000 - 50,000</u> | | | | | | | | |
| Gadsden | 2008 | 2 | 36 | 135 | 115 | 575 | 1,716 | 161 |
| | Clearance: | 1 | 8 | 24 | 40 | 45 | 305 | 18 |
| | Clearance | 50% | 22% | 18% | 35% | 8% | 18% | 11% |
| Madison | 2008 | 0 | 7 | 38 | 51 | 270 | 767 | 45 |
| | Clearance: | 0 | 2 | 10 | 35 | 39 | 180 | 18 |
| | Clearance | 0% | 29% | 26% | 69% | 14% | 23% | 40% |
| Opelika | 2008 | 1 | 28 | 100 | 197 | 456 | 1,098 | 28 |
| | Clearance: | 1 | 1 | 12 | 33 | 31 | 224 | 0 |
| | Clearance | 100% | 4% | 12% | 17% | 7% | 20% | 0% |
| Phenix City | 2008 | 0 | 6 | 40 | 51 | 342 | 649 | 183 |
| | Clearance: | 0 | 1 | 7 | 22 | 23 | 136 | 8 |
| | Clearance | 0% | 17% | 18% | 43% | 7% | 21% | 4% |
| Prattville | 2008 | 1 | 11 | 23 | 59 | 244 | 988 | 59 |
| | Clearance: | 1 | 7 | 10 | 38 | 43 | 277 | 16 |
| | Clearance | 100% | 64% | 43% | 64% | 18% | 28% | 27% |
| Prichard | 2008 | 12 | 3 | 161 | 156 | 602 | 923 | 320 |
| | Clearance: | 7 | 0 | 9 | 31 | 16 | 106 | 20 |
| | Clearance | 58% | 0% | 6% | 20% | 3% | 11% | 6% |
| Vestavia Hills | 2008 | 0 | 3 | 13 | 12 | 106 | 204 | 18 |
| | Clearance: | 0 | 1 | 3 | 6 | 63 | 64 | 1 |
| | Clearance | 0% | 33% | 23% | 50% | 59% | 31% | 6% |
| <u>Cities 10,000 - 25,000</u> | | | | | | | | |
| Albertville | 2008 | 0 | 5 | 9 | 50 | 244 | 523 | 36 |
| | Clearance: | 0 | 1 | 5 | 24 | 24 | 97 | 3 |
| | Clearance | 0% | 20% | 56% | 48% | 10% | 19% | 8% |
| Alex City | 2008 | 3 | 14 | 47 | 140 | 190 | 790 | 44 |
| | Clearance: | 3 | 7 | 23 | 82 | 43 | 257 | 17 |
| | Clearance | 100% | 50% | 49% | 59% | 23% | 33% | 39% |
| Anniston | 2008 | 13 | 28 | 179 | 352 | 788 | 1,478 | 163 |
| | Clearance: | 9 | 8 | 46 | 184 | 110 | 342 | 67 |
| | Clearance | 69% | 29% | 26% | 52% | 14% | 23% | 41% |
| Athens | 2008 | 0 | 4 | 19 | 30 | 141 | 675 | 33 |
| | Clearance: | 0 | 3 | 7 | 21 | 31 | 237 | 12 |
| | Clearance | 0% | 75% | 37% | 70% | 22% | 35% | 36% |
| Calera | 2008 | 1 | 3 | 4 | 34 | 77 | 319 | 2 |
| | Clearance: | 0 | 1 | 3 | 19 | 6 | 75 | 1 |
| | Clearance | 0% | 33% | 75% | 56% | 8% | 24% | 50% |

| | | Homicide | Rape | Robbery | Assault | Burglary | Larceny | Motor Vehicle Theft |
|-------------------------------|------------|----------|------|---------|---------|----------|---------|---------------------|
| <u>Cities 10,000 - 25,000</u> | | | | | | | | |
| Cullman | 2008 | 0 | 2 | 4 | 11 | 103 | 588 | 29 |
| | Clearance: | 0 | 1 | 1 | 6 | 13 | 211 | 5 |
| | Clearance | 0% | 50% | 25% | 55% | 13% | 36% | 17% |
| Daphne | 2008 | 0 | 4 | 6 | 21 | 81 | 293 | 28 |
| | Clearance: | 0 | 1 | 3 | 20 | 13 | 90 | 14 |
| | Clearance | 0% | 25% | 50% | 95% | 16% | 31% | 50% |
| Enterprise | 2008 | 1 | 8 | 48 | 51 | 129 | 173 | 29 |
| | Clearance: | 1 | 5 | 28 | 27 | 40 | 122 | 10 |
| | Clearance | 100% | 63% | 58% | 53% | 31% | 71% | 34% |
| Eufaula | 2008 | 0 | 5 | 22 | 18 | 59 | 336 | 17 |
| | Clearance: | 0 | 1 | 8 | 11 | 11 | 94 | 4 |
| | Clearance | 0% | 20% | 36% | 61% | 19% | 28% | 24% |
| Fairfield | 2008 | 3 | 9 | 99 | 76 | 408 | 912 | 144 |
| | Clearance: | 2 | 3 | 18 | 13 | 16 | 303 | 4 |
| | Clearance | 67% | 33% | 18% | 17% | 4% | 33% | 3% |
| Fairhope | 2008 | 0 | 5 | 3 | 2 | 95 | 308 | 16 |
| | Clearance: | 0 | 0 | 0 | 0 | 9 | 55 | 3 |
| | Clearance | 0% | 0% | 0% | 0% | 9% | 18% | 19% |
| Foley | 2008 | 1 | 6 | 25 | 67 | 91 | 565 | 28 |
| | Clearance: | 1 | 3 | 16 | 44 | 34 | 195 | 10 |
| | Clearance | 100% | 50% | 64% | 66% | 37% | 35% | 36% |
| Fort Payne | 2008 | 1 | 2 | 9 | 23 | 106 | 323 | 31 |
| | Clearance: | 1 | 0 | 6 | 17 | 25 | 82 | 6 |
| | Clearance | 100% | 0% | 67% | 74% | 24% | 25% | 19% |
| Gardendale | 2008 | 1 | 1 | 11 | 14 | 77 | 437 | 20 |
| | Clearance: | 0 | 0 | 5 | 10 | 9 | 131 | 4 |
| | Clearance | 0% | 0% | 45% | 71% | 12% | 30% | 20% |
| Gulf Shores | 2008 | 1 | 19 | 6 | 7 | 57 | 497 | 8 |
| | Clearance: | 0 | 1 | 0 | 0 | 1 | 4 | 0 |
| | Clearance | 0% | 5% | 0% | 0% | 2% | 1% | 0% |
| Hartselle | 2008 | 0 | 6 | 3 | 7 | 89 | 341 | 17 |
| | Clearance: | 0 | 4 | 1 | 7 | 13 | 150 | 11 |
| | Clearance | 0% | 67% | 33% | 100% | 15% | 44% | 65% |
| Helena | 2008 | 0 | 3 | 0 | 25 | 30 | 84 | 4 |
| | Clearance: | 0 | 0 | 0 | 12 | 13 | 12 | 0 |
| | Clearance | 0% | 0% | 0% | 48% | 43% | 14% | 0% |

| | | Homicide | Rape | Robbery | Assault | Burglary | Larceny | Motor Vehicle Theft |
|-------------------------------|------------|----------|------|---------|---------|----------|---------|---------------------|
| <u>Cities 10,000 - 25,000</u> | | | | | | | | |
| Homewood | 2008 | 1 | 13 | 116 | 35 | 326 | 1,136 | 83 |
| | Clearance: | 1 | 3 | 34 | 16 | 17 | 275 | 6 |
| | Clearance | 100% | 23% | 29% | 46% | 5% | 24% | 7% |
| Hueytown | 2008 | 1 | 3 | 24 | 30 | 176 | 475 | 55 |
| | Clearance: | 1 | 1 | 7 | 10 | 27 | 67 | 8 |
| | Clearance | 100% | 33% | 29% | 33% | 15% | 14% | 15% |
| Jasper | 2008 | 1 | 8 | 39 | 44 | 241 | 1,006 | 74 |
| | Clearance: | 1 | 3 | 8 | 12 | 16 | 257 | 8 |
| | Clearance | 100% | 38% | 21% | 27% | 7% | 26% | 11% |
| Leeds | 2008 | 5 | 7 | 35 | 51 | 134 | 399 | 49 |
| | Clearance: | 2 | 3 | 13 | 14 | 8 | 79 | 5 |
| | Clearance | 40% | 43% | 37% | 27% | 6% | 20% | 10% |
| Millbrook | 2008 | 1 | 4 | 11 | 3 | 97 | 425 | 7 |
| | Clearance: | 0 | 0 | 2 | 0 | 9 | 48 | 0 |
| | Clearance | 0% | 0% | 18% | 0% | 9% | 11% | 0% |
| Moody | 2008 | 1 | 0 | 0 | 0 | 69 | 183 | 41 |
| | Clearance: | 0 | 0 | 0 | 0 | 2 | 5 | 0 |
| | Clearance | 0% | 0% | 0% | 0% | 3% | 3% | 0% |
| Mountain Brook | 2008 | 0 | 0 | 3 | 0 | 100 | 303 | 4 |
| | Clearance: | 0 | 0 | 2 | 0 | 17 | 56 | 0 |
| | Clearance | 0% | 0% | 67% | 0% | 17% | 18% | 0% |
| Muscle Shoals | 2008 | 0 | 3 | 19 | 56 | 128 | 487 | 20 |
| | Clearance: | 0 | 2 | 4 | 21 | 12 | 181 | 6 |
| | Clearance | 0% | 67% | 21% | 38% | 9% | 37% | 30% |
| Northport | 2008 | 2 | 10 | 41 | 80 | 251 | 780 | 66 |
| | Clearance: | 2 | 1 | 9 | 25 | 9 | 112 | 7 |
| | Clearance | 100% | 10% | 22% | 31% | 4% | 14% | 11% |
| Oxford | 2008 | 1 | 12 | 47 | 43 | 179 | 957 | 55 |
| | Clearance: | 1 | 5 | 14 | 18 | 40 | 400 | 9 |
| | Clearance | 100% | 42% | 30% | 42% | 22% | 42% | 16% |
| Ozark | 2008 | 0 | 7 | 23 | 58 | 154 | 514 | 45 |
| | Clearance: | 0 | 4 | 14 | 26 | 45 | 191 | 16 |
| | Clearance | 0% | 57% | 61% | 45% | 29% | 37% | 36% |
| Pelham | 2008 | 1 | 5 | 12 | 13 | 50 | 406 | 29 |
| | Clearance: | 0 | 5 | 7 | 11 | 20 | 182 | 8 |
| | Clearance | 0% | 100% | 58% | 85% | 40% | 45% | 28% |

| | | Homicide | Rape | Robbery | Assault | Burglary | Larceny | Motor Vehicle Theft |
|-------------------------------|------------|----------|------|---------|---------|----------|---------|---------------------|
| <u>Cities 10,000 - 25,000</u> | | | | | | | | |
| Pell City | 2008 | 0 | 7 | 8 | 51 | 85 | 578 | 18 |
| | Clearance: | 0 | 3 | 3 | 23 | 8 | 164 | 7 |
| | Clearance | 0% | 43% | 38% | 45% | 9% | 28% | 39% |
| Pleasant Grove | 2008 | 1 | 0 | 5 | 9 | 87 | 139 | 21 |
| | Clearance: | 0 | 1 | 2 | 5 | 15 | 21 | 5 |
| | Clearance | 0% | 100% | 40% | 56% | 17% | 15% | 24% |
| Saraland | 2008 | 0 | 0 | 18 | 19 | 89 | 214 | 18 |
| | Clearance: | 0 | 0 | 0 | 1 | 2 | 6 | 0 |
| | Clearance | 0% | 0% | 0% | 5% | 2% | 3% | 0% |
| Scottsboro | 2008 | 0 | 2 | 2 | 8 | 8 | 215 | 11 |
| | Clearance: | 0 | 1 | 0 | 6 | 5 | 91 | 4 |
| | Clearance | 0% | 50% | 0% | 75% | 63% | 42% | 36% |
| Selma | 2008 | 5 | 20 | 66 | 195 | 578 | 1,350 | 203 |
| | Clearance: | 5 | 3 | 16 | 38 | 32 | 59 | 20 |
| | Clearance | 100% | 15% | 24% | 19% | 6% | 4% | 10% |
| Sylacauga | 2008 | 0 | 7 | 14 | 36 | 214 | 600 | 22 |
| | Clearance: | 0 | 3 | 2 | 17 | 27 | 179 | 4 |
| | Clearance | 0% | 43% | 14% | 47% | 13% | 30% | 18% |
| Talladega | 2008 | 1 | 18 | 38 | 56 | 303 | 872 | 100 |
| | Clearance: | 2 | 8 | 9 | 27 | 25 | 294 | 45 |
| | Clearance | 200% | 44% | 24% | 48% | 8% | 34% | 45% |
| Troy | 2008 | 2 | 1 | 45 | 24 | 222 | 626 | 29 |
| | Clearance: | 3 | 1 | 9 | 11 | 23 | 124 | 6 |
| | Clearance | 150% | 100% | 20% | 46% | 10% | 20% | 21% |
| Trussville | 2008 | 0 | 2 | 22 | 4 | 101 | 811 | 39 |
| | Clearance: | 0 | 1 | 12 | 4 | 15 | 390 | 7 |
| | Clearance | 0% | 50% | 55% | 100% | 15% | 48% | 18% |
| Tuskegee | 2008 | 4 | 10 | 29 | 120 | 362 | 494 | 17 |
| | Clearance: | 4 | 0 | 3 | 28 | 12 | 19 | 2 |
| | Clearance | 100% | 0% | 10% | 23% | 3% | 4% | 12% |
| <u>Cities 5,000 - 10,000</u> | | | | | | | | |
| Andalusia | 2008 | 0 | 8 | 4 | 44 | 94 | 361 | 22 |
| | Clearance: | 0 | 4 | 0 | 25 | 38 | 91 | 9 |
| | Clearance | 0% | 50% | 0% | 57% | 40% | 25% | 41% |
| Arab | 2008 | 0 | 1 | 4 | 30 | 117 | 348 | 25 |
| | Clearance: | 0 | 0 | 1 | 28 | 36 | 162 | 9 |
| | Clearance | 0% | 0% | 25% | 93% | 31% | 47% | 36% |

| | | Homicide | Rape | Robbery | Assault | Burglary | Larceny | Motor Vehicle Theft |
|------------------------------|------------|----------|------|---------|---------|----------|---------|---------------------|
| <u>Cities 5,000 - 10,000</u> | | | | | | | | |
| Atmore | 2008 | 4 | 5 | 19 | 50 | 108 | 403 | 31 |
| | Clearance: | 3 | 4 | 11 | 27 | 20 | 95 | 7 |
| | Clearance | 75% | 80% | 58% | 54% | 19% | 24% | 23% |
| Attalla | 2008 | 0 | 4 | 7 | 49 | 47 | 308 | 8 |
| | Clearance: | 0 | 1 | 2 | 14 | 6 | 87 | 1 |
| | Clearance | 0% | 25% | 29% | 29% | 13% | 28% | 13% |
| Bay Minette | 2008 | 0 | 7 | 15 | 45 | 56 | 318 | 17 |
| | Clearance: | 0 | 4 | 5 | 15 | 13 | 62 | 7 |
| | Clearance | 0% | 57% | 33% | 33% | 23% | 19% | 41% |
| Boaz | 2008 | 0 | 3 | 11 | 18 | 102 | 400 | 12 |
| | Clearance: | 0 | 2 | 4 | 11 | 11 | 140 | 1 |
| | Clearance | 0% | 67% | 36% | 61% | 11% | 35% | 8% |
| Brewton | 2008 | 0 | 2 | 6 | 61 | 28 | 166 | 1 |
| | Clearance: | 0 | 1 | 0 | 8 | 1 | 4 | 0 |
| | Clearance | 0% | 50% | 0% | 13% | 4% | 2% | 0% |
| Chickasaw | 2008 | 2 | 3 | 17 | 23 | 143 | 240 | 45 |
| | Clearance: | 1 | 2 | 8 | 11 | 32 | 66 | 10 |
| | Clearance | 50% | 67% | 47% | 48% | 22% | 28% | 22% |
| Childersburg | 2008 | 0 | 1 | 13 | 21 | 68 | 176 | 12 |
| | Clearance: | 0 | 0 | 3 | 7 | 2 | 22 | 0 |
| | Clearance | 0% | 0% | 23% | 33% | 3% | 13% | 0% |
| Clanton | 2008 | 0 | 5 | 8 | 41 | 80 | 374 | 26 |
| | Clearance: | 0 | 1 | 3 | 21 | 8 | 105 | 5 |
| | Clearance | 0% | 20% | 38% | 51% | 10% | 28% | 19% |
| Demopolis | 2008 | 4 | 3 | 8 | 81 | 92 | 444 | 4 |
| | Clearance: | 3 | 1 | 3 | 35 | 19 | 96 | 0 |
| | Clearance | 75% | 33% | 38% | 43% | 21% | 22% | 0% |
| Fultondale | 2008 | 0 | 3 | 15 | 17 | 95 | 348 | 28 |
| | Clearance: | 0 | 3 | 9 | 13 | 17 | 98 | 15 |
| | Clearance | 0% | 100% | 60% | 76% | 18% | 28% | 54% |
| Glencoe | 2008 | 0 | 1 | 0 | 3 | 17 | 57 | 3 |
| | Clearance: | 0 | 1 | 0 | 0 | 1 | 6 | 0 |
| | Clearance | 0% | 100% | 0% | 0% | 6% | 11% | 0% |
| Greenville | 2008 | 1 | 0 | 12 | 22 | 66 | 313 | 14 |
| | Clearance: | 1 | 0 | 6 | 19 | 19 | 114 | 7 |
| | Clearance | 100% | 0% | 50% | 86% | 29% | 36% | 50% |

| | | Homicide | Rape | Robbery | Assault | Burglary | Larceny | Motor Vehicle Theft |
|------------------------------|------------|----------|------|---------|---------|----------|---------|---------------------|
| <u>Cities 5,000 - 10,000</u> | | | | | | | | |
| Guntersville | 2008 | 0 | 2 | 14 | 42 | 146 | 535 | 27 |
| | Clearance: | 0 | 1 | 5 | 26 | 17 | 182 | 5 |
| | Clearance | 0% | 50% | 36% | 62% | 12% | 34% | 19% |
| Hamilton | 2008 | 0 | 1 | 5 | 6 | 54 | 153 | 8 |
| | Clearance: | 0 | 1 | 2 | 4 | 4 | 33 | 2 |
| | Clearance | 0% | 100% | 40% | 67% | 7% | 22% | 25% |
| Irondale | 2008 | 0 | 5 | 29 | 29 | 160 | 336 | 31 |
| | Clearance: | 0 | 3 | 8 | 15 | 19 | 30 | 7 |
| | Clearance | 0% | 60% | 28% | 52% | 12% | 9% | 23% |
| Jackson | 2008 | 0 | 3 | 2 | 13 | 33 | 91 | 4 |
| | Clearance: | 0 | 3 | 1 | 10 | 5 | 22 | 0 |
| | Clearance | 0% | 100% | 50% | 77% | 15% | 24% | 0% |
| Jacksonville | 2008 | 0 | 2 | 34 | 35 | 251 | 397 | 18 |
| | Clearance: | 0 | 1 | 5 | 16 | 24 | 128 | 9 |
| | Clearance | 0% | 50% | 15% | 46% | 10% | 32% | 50% |
| Lanett | 2008 | 2 | 11 | 45 | 27 | 222 | 490 | 42 |
| | Clearance: | 1 | 5 | 11 | 15 | 29 | 75 | 5 |
| | Clearance | 50% | 45% | 24% | 56% | 13% | 15% | 12% |
| Lincoln | 2008 | 0 | 4 | 1 | 42 | 82 | 213 | 27 |
| | Clearance: | 0 | 0 | 0 | 9 | 1 | 17 | 4 |
| | Clearance | 0% | 0% | 0% | 21% | 1% | 8% | 15% |
| Midfield | 2008 | 0 | 1 | 33 | 17 | 160 | 243 | 37 |
| | Clearance: | 0 | 1 | 7 | 7 | 10 | 36 | 4 |
| | Clearance | 0% | 100% | 21% | 41% | 6% | 15% | 11% |
| Monroeville | 2008 | 0 | 3 | 7 | 75 | 139 | 380 | 42 |
| | Clearance: | 0 | 0 | 3 | 24 | 17 | 35 | 7 |
| | Clearance | 0% | 0% | 43% | 32% | 12% | 9% | 17% |
| Montevallo | 2008 | 0 | 0 | 9 | 8 | 84 | 178 | 15 |
| | Clearance: | 0 | 0 | 1 | 2 | 3 | 20 | 2 |
| | Clearance | 0% | 0% | 11% | 25% | 4% | 11% | 13% |
| Oneonta | 2008 | 0 | 0 | 5 | 11 | 22 | 195 | 13 |
| | Clearance: | 0 | 0 | 2 | 8 | 1 | 69 | 6 |
| | Clearance | 0% | 0% | 40% | 73% | 5% | 35% | 46% |
| Opp | 2008 | 0 | 2 | 3 | 13 | 23 | 159 | 0 |
| | Clearance: | 0 | 0 | 1 | 6 | 2 | 14 | 0 |
| | Clearance | 0% | 0% | 33% | 46% | 9% | 9% | 0% |

| | | Homicide | Rape | Robbery | Assault | Burglary | Larceny | Motor Vehicle Theft |
|------------------------------|------------|----------|------|---------|---------|----------|---------|---------------------|
| <u>Cities 5,000 - 10,000</u> | | | | | | | | |
| Orange Beach | 2008 | 0 | 5 | 0 | 10 | 57 | 281 | 6 |
| | Clearance: | 0 | 3 | 0 | 8 | 7 | 52 | 2 |
| | Clearance | 0% | 60% | 0% | 80% | 12% | 19% | 33% |
| Rainbow City | 2008 | 1 | 0 | 2 | 0 | 41 | 215 | 9 |
| | Clearance: | 0 | 0 | 0 | 0 | 6 | 29 | 0 |
| | Clearance | 0% | 0% | 0% | 0% | 15% | 13% | 0% |
| Roanoke | 2008 | 0 | 8 | 5 | 10 | 27 | 187 | 8 |
| | Clearance: | 0 | 5 | 3 | 2 | 5 | 46 | 3 |
| | Clearance | 0% | 63% | 60% | 20% | 19% | 25% | 38% |
| Robertsdale | 2008 | 1 | 5 | 1 | 6 | 45 | 228 | 9 |
| | Clearance: | 5 | 1 | 1 | 2 | 7 | 45 | 6 |
| | Clearance | 500% | 20% | 100% | 33% | 16% | 20% | 67% |
| Russellville | 2008 | 1 | 3 | 11 | 25 | 64 | 255 | 15 |
| | Clearance: | 1 | 0 | 3 | 11 | 12 | 64 | 7 |
| | Clearance | 100% | 0% | 27% | 44% | 19% | 25% | 47% |
| Satsuma | 2008 | 0 | 2 | 1 | 8 | 21 | 81 | 18 |
| | Clearance: | 0 | 1 | 0 | 4 | 7 | 4 | 3 |
| | Clearance | 0% | 50% | 0% | 50% | 33% | 5% | 17% |
| Sheffield | 2008 | 2 | 7 | 27 | 33 | 169 | 474 | 28 |
| | Clearance: | 2 | 7 | 9 | 16 | 24 | 75 | 9 |
| | Clearance | 100% | 100% | 33% | 48% | 14% | 16% | 32% |
| Southside | 2008 | 0 | 2 | 0 | 7 | 18 | 64 | 4 |
| | Clearance: | 0 | 1 | 0 | 4 | 2 | 5 | 1 |
| | Clearance | 0% | 50% | 0% | 57% | 11% | 8% | 25% |
| Spanish Fort | 2008 | 0 | 1 | 6 | 6 | 38 | 181 | 1 |
| | Clearance: | 0 | 0 | 3 | 1 | 0 | 78 | 0 |
| | Clearance | 0% | 0% | 50% | 17% | 0% | 43% | 0% |
| Tallassee | 2008 | 1 | 2 | 5 | 36 | 64 | 254 | 13 |
| | Clearance: | 1 | 2 | 3 | 24 | 14 | 72 | 6 |
| | Clearance | 100% | 100% | 60% | 67% | 22% | 28% | 46% |
| Tarrant | 2008 | 2 | 2 | 45 | 36 | 223 | 295 | 35 |
| | Clearance: | 2 | 2 | 9 | 13 | 13 | 48 | 1 |
| | Clearance | 100% | 100% | 20% | 36% | 6% | 16% | 3% |
| Tuscumbia | 2008 | 0 | 1 | 7 | 7 | 73 | 161 | 6 |
| | Clearance: | 0 | 0 | 0 | 0 | 0 | 1 | 0 |
| | Clearance | 0% | 0% | 0% | 0% | 0% | 1% | 0% |

| | | Homicide | Rape | Robbery | Assault | Burglary | Larceny | Motor Vehicle Theft |
|------------------------------|------------|----------|------|---------|---------|----------|---------|---------------------|
| <u>Cities 5,000 - 10,000</u> | | | | | | | | |
| Valley | 2008 | 0 | 8 | 18 | 33 | 146 | 475 | 17 |
| | Clearance: | 2 | 1 | 8 | 14 | 18 | 70 | 1 |
| | Clearance | 100% | 13% | 44% | 42% | 12% | 15% | 6% |
| Wetumpka | 2008 | 0 | 1 | 3 | 19 | 95 | 325 | 7 |
| | Clearance: | 0 | 0 | 1 | 6 | 4 | 38 | 0 |
| | Clearance | 0% | 0% | 33% | 32% | 4% | 12% | 0% |
| <u>Cities 1,000 -5,000</u> | | | | | | | | |
| Abbeville | 2008 | 0 | 1 | 2 | 13 | 21 | 54 | 4 |
| | Clearance: | 0 | 0 | 0 | 9 | 1 | 6 | 2 |
| | Clearance | 0% | 0% | 0% | 69% | 5% | 11% | 50% |
| Adamsville | 2008 | 0 | 1 | 9 | 5 | 28 | 305 | 17 |
| | Clearance: | 0 | 0 | 3 | 1 | 1 | 130 | 3 |
| | Clearance | 0% | 0% | 33% | 20% | 4% | 43% | 18% |
| Aliceville | 2008 | 0 | 0 | 3 | 16 | 30 | 54 | 3 |
| | Clearance: | 0 | 0 | 1 | 2 | 1 | 4 | 0 |
| | Clearance | 0% | 0% | 33% | 13% | 3% | 7% | 0% |
| Ardmore | 2008 | 0 | 0 | 0 | 1 | 3 | 15 | 2 |
| | Clearance: | 0 | 0 | 0 | 0 | 0 | 0 | 0 |
| | Clearance | 0% | 0% | 0% | 0% | 0% | 0% | 0% |
| Argo | 2008 | 0 | 1 | 0 | 1 | 21 | 34 | 5 |
| | Clearance: | 0 | 0 | 0 | 0 | 0 | 0 | 0 |
| | Clearance | 0% | 0% | 0% | 0% | 0% | 0% | 0% |
| Ashland | 2008 | 0 | 1 | 0 | 2 | 4 | 21 | 0 |
| | Clearance: | 0 | 0 | 0 | 1 | 2 | 7 | 0 |
| | Clearance | 0% | 0% | 0% | 50% | 50% | 33% | 0% |
| Ashford | 2008 | 0 | 0 | 2 | 1 | 7 | 25 | 1 |
| | Clearance: | 0 | 0 | 1 | 0 | 1 | 13 | 0 |
| | Clearance | 0% | 0% | 50% | 0% | 14% | 52% | 0% |
| Ashville | 2008 | 0 | 1 | 1 | 10 | 25 | 72 | 8 |
| | Clearance: | 0 | 0 | 0 | 7 | 1 | 10 | 2 |
| | Clearance | 0% | 0% | 0% | 70% | 4% | 14% | 25% |
| Bayou Le Batre | 2008 | 1 | 0 | 10 | 11 | 73 | 184 | 18 |
| | Clearance: | 1 | 0 | 6 | 5 | 14 | 34 | 5 |
| | Clearance | 100% | 0% | 60% | 45% | 19% | 18% | 28% |
| Bear Creek | 2008 | 0 | 0 | 0 | 4 | 8 | 20 | 2 |
| | Clearance: | 0 | 0 | 0 | 3 | 0 | 2 | 1 |
| | Clearance | 0% | 0% | 0% | 75% | 0% | 10% | 50% |

| | | Homicide | Rape | Robbery | Assault | Burglary | Larceny | Motor Vehicle Theft |
|----------------------------|------------|----------|------|---------|---------|----------|---------|---------------------|
| <u>Cities 1,000 -5,000</u> | | | | | | | | |
| Berry | 2008 | 0 | 0 | 0 | 0 | 1 | 1 | 3 |
| | Clearance: | 0 | 0 | 0 | 0 | 0 | 0 | 1 |
| | Clearance | 0% | 0% | 0% | 0% | 0% | 0% | 33% |
| Blountsville | 2008 | 0 | 0 | 0 | 6 | 22 | 37 | 5 |
| | Clearance: | 0 | 0 | 0 | 1 | 0 | 2 | 2 |
| | Clearance | 0% | 0% | 0% | 17% | 0% | 5% | 40% |
| Brent | 2008 | 0 | 1 | 3 | 17 | 26 | 86 | 2 |
| | Clearance: | 0 | 0 | 0 | 7 | 5 | 16 | 0 |
| | Clearance | 0% | 0% | 0% | 41% | 19% | 19% | 0% |
| Bridgeport | 2008 | 0 | 0 | 0 | 3 | 9 | 55 | 4 |
| | Clearance: | 0 | 0 | 0 | 0 | 0 | 3 | 0 |
| | Clearance | 0% | 0% | 0% | 0% | 0% | 5% | 0% |
| Brighton | 2008 | 0 | 0 | 1 | 1 | 4 | 7 | 0 |
| | Clearance: | 0 | 0 | 0 | 0 | 0 | 0 | 0 |
| | Clearance | 0% | 0% | 0% | 0% | 0% | 0% | 0% |
| Brundidge | 2008 | 0 | 0 | 3 | 12 | 11 | 37 | 1 |
| | Clearance: | 0 | 0 | 0 | 2 | 0 | 1 | 0 |
| | Clearance | 0% | 0% | 0% | 17% | 0% | 3% | 0% |
| Butler | 2008 | 0 | 0 | 0 | 0 | 7 | 9 | 2 |
| | Clearance: | 0 | 0 | 0 | 0 | 0 | 0 | 0 |
| | Clearance | 0% | 0% | 0% | 0% | 0% | 0% | 0% |
| Camden | 2008 | 0 | 0 | 0 | 6 | 6 | 17 | 0 |
| | Clearance: | 0 | 0 | 0 | 0 | 0 | 0 | 0 |
| | Clearance | 0% | 0% | 0% | 0% | 0% | 0% | 0% |
| Camp Hill | 2008 | 0 | 1 | 2 | 12 | 5 | 9 | 0 |
| | Clearance: | 0 | 0 | 0 | 3 | 0 | 0 | 0 |
| | Clearance | 0% | 0% | 0% | 25% | 0% | 0% | 0% |
| Carbon Hill | 2008 | 0 | 0 | 2 | 0 | 46 | 113 | 8 |
| | Clearance: | 0 | 0 | 0 | 0 | 1 | 15 | 0 |
| | Clearance | 0% | 0% | 0% | 0% | 2% | 13% | 0% |
| Cedar Bluff | 2008 | 1 | 0 | 1 | 12 | 16 | 32 | 3 |
| | Clearance: | 0 | 0 | 0 | 4 | 0 | 0 | 0 |
| | Clearance | 0% | 0% | 0% | 33% | 0% | 0% | 0% |
| Centre | 2008 | 0 | 1 | 1 | 1 | 14 | 114 | 9 |
| | Clearance: | 0 | 1 | 1 | 0 | 1 | 19 | 2 |
| | Clearance | 0% | 100% | 100% | 0% | 7% | 17% | 22% |

| | | Homicide | Rape | Robbery | Assault | Burglary | Larceny | Motor Vehicle Theft |
|----------------------------|------------|----------|------|---------|---------|----------|---------|---------------------|
| <u>Cities 1,000 -5,000</u> | | | | | | | | |
| Centreville | 2008 | 0 | 0 | 0 | 0 | 1 | 2 | 1 |
| | Clearance: | 0 | 0 | 0 | 0 | 0 | 0 | 0 |
| | Clearance | 0% | 0% | 0% | 0% | 0% | 0% | 0% |
| Chatom | 2008 | 0 | 0 | 0 | 4 | 2 | 17 | 0 |
| | Clearance: | 0 | 0 | 0 | 2 | 0 | 2 | 0 |
| | Clearance | 0% | 0% | 0% | 50% | 0% | 12% | 0% |
| Cherokee | 2008 | 0 | 0 | 1 | 2 | 4 | 7 | 0 |
| | Clearance: | 0 | 0 | 1 | 0 | 0 | 1 | 0 |
| | Clearance | 0% | 0% | 100% | 0% | 0% | 14% | 0% |
| Citronelle | 2008 | 0 | 0 | 5 | 13 | 31 | 62 | 0 |
| | Clearance: | 0 | 0 | 1 | 6 | 1 | 12 | 0 |
| | Clearance | 0% | 0% | 20% | 46% | 3% | 19% | 0% |
| Clayton | 2008 | 0 | 0 | 1 | 12 | 6 | 28 | 3 |
| | Clearance: | 0 | 0 | 0 | 8 | 0 | 11 | 1 |
| | Clearance | 0% | 0% | 0% | 67% | 0% | 39% | 33% |
| Coaling | 2008 | 0 | 0 | 0 | 5 | 19 | 59 | 4 |
| | Clearance: | 0 | 0 | 0 | 2 | 0 | 5 | 2 |
| | Clearance | 0% | 0% | 0% | 40% | 0% | 8% | 50% |
| Collinsville | 2008 | 0 | 0 | 0 | 4 | 6 | 24 | 2 |
| | Clearance: | 0 | 0 | 0 | 2 | 0 | 2 | 1 |
| | Clearance | 0% | 0% | 0% | 50% | 0% | 8% | 50% |
| Columbiana | 2008 | 0 | 1 | 3 | 7 | 32 | 119 | 1 |
| | Clearance: | 0 | 1 | 1 | 2 | 3 | 15 | 1 |
| | Clearance | 0% | 100% | 33% | 29% | 9% | 13% | 100% |
| Coosada | 2008 | 0 | 0 | 1 | 1 | 5 | 22 | 1 |
| | Clearance: | 0 | 0 | 0 | 0 | 2 | 5 | 1 |
| | Clearance | 0% | 0% | 0% | 0% | 40% | 23% | 100% |
| Cordova | 2008 | 0 | 0 | 4 | 0 | 49 | 119 | 4 |
| | Clearance: | 0 | 0 | 0 | 0 | 2 | 13 | 0 |
| | Clearance | 0% | 0% | 0% | 0% | 4% | 11% | 0% |
| Cottonwood | 2008 | 0 | 0 | 0 | 3 | 6 | 14 | 1 |
| | Clearance: | 0 | 0 | 0 | 2 | 0 | 0 | 0 |
| | Clearance | 0% | 0% | 0% | 67% | 0% | 0% | 0% |
| Creola | 2008 | 0 | 1 | 0 | 7 | 9 | 44 | 7 |
| | Clearance: | 0 | 1 | 0 | 4 | 0 | 5 | 0 |
| | Clearance | 0% | 100% | 0% | 57% | 0% | 11% | 0% |

| | | Homicide | Rape | Robbery | Assault | Burglary | Larceny | Motor Vehicle Theft |
|----------------------------|------------|----------|------|---------|---------|----------|---------|---------------------|
| <u>Cities 1,000 -5,000</u> | | | | | | | | |
| Crossville | 2008 | 0 | 0 | 0 | 0 | 3 | 7 | 3 |
| | Clearance: | 0 | 0 | 0 | 0 | 1 | 0 | 1 |
| | Clearance | 0% | 0% | 0% | 0% | 33% | 0% | 33% |
| Dadeville | 2008 | 0 | 0 | 4 | 26 | 53 | 140 | 6 |
| | Clearance: | 0 | 0 | 2 | 23 | 15 | 57 | 4 |
| | Clearance | 0% | 0% | 50% | 88% | 28% | 41% | 67% |
| Daleville | 2008 | 0 | 3 | 5 | 3 | 63 | 103 | 13 |
| | Clearance: | 0 | 1 | 0 | 1 | 7 | 15 | 6 |
| | Clearance | 0% | 33% | 0% | 33% | 11% | 15% | 46% |
| Dauphin Island | 2008 | 0 | 0 | 1 | 0 | 24 | 39 | 2 |
| | Clearance: | 0 | 0 | 1 | 0 | 0 | 3 | 0 |
| | Clearance | 0% | 0% | 100% | 0% | 0% | 8% | 0% |
| Dora | 2008 | 0 | 0 | 1 | 3 | 33 | 55 | 15 |
| | Clearance: | 0 | 0 | 0 | 0 | 2 | 4 | 1 |
| | Clearance | 0% | 0% | 0% | 0% | 6% | 7% | 7% |
| East Brewton | 2008 | 0 | 1 | 2 | 6 | 28 | 75 | 9 |
| | Clearance: | 0 | 0 | 0 | 0 | 1 | 10 | 0 |
| | Clearance | 0% | 0% | 0% | 0% | 4% | 13% | 0% |
| Eclectic | 2008 | 0 | 0 | 1 | 6 | 11 | 49 | 2 |
| | Clearance: | 0 | 0 | 0 | 4 | 1 | 11 | 0 |
| | Clearance | 0% | 0% | 0% | 67% | 9% | 22% | 0% |
| Elba | 2008 | 0 | 2 | 1 | 12 | 48 | 134 | 3 |
| | Clearance: | 0 | 0 | 0 | 6 | 3 | 19 | 1 |
| | Clearance | 0% | 0% | 0% | 50% | 6% | 14% | 33% |
| Eutaw | 2008 | 0 | 0 | 7 | 19 | 39 | 59 | 7 |
| | Clearance: | 0 | 0 | 0 | 1 | 0 | 2 | 0 |
| | Clearance | 0% | 0% | 0% | 5% | 0% | 3% | 0% |
| Evergreen | 2008 | 0 | 0 | 1 | 19 | 33 | 91 | 9 |
| | Clearance: | 0 | 0 | 1 | 9 | 5 | 37 | 3 |
| | Clearance | 0% | 0% | 100% | 47% | 15% | 41% | 33% |
| Falkville | 2008 | 0 | 0 | 0 | 1 | 9 | 28 | 0 |
| | Clearance: | 0 | 0 | 0 | 0 | 0 | 1 | 0 |
| | Clearance | 0% | 0% | 0% | 0% | 0% | 4% | 0% |
| Fayette | 2008 | 1 | 1 | 5 | 9 | 26 | 142 | 13 |
| | Clearance: | 0 | 0 | 0 | 6 | 3 | 25 | 2 |
| | Clearance | 0% | 0% | 0% | 67% | 12% | 18% | 15% |

| | | Homicide | Rape | Robbery | Assault | Burglary | Larceny | Motor Vehicle Theft |
|----------------------------|------------|----------|------|---------|---------|----------|---------|---------------------|
| <u>Cities 1,000 -5,000</u> | | | | | | | | |
| Flomaton | 2008 | 0 | 0 | 1 | 5 | 6 | 29 | 1 |
| | Clearance: | 0 | 0 | 0 | 2 | 1 | 4 | 0 |
| | Clearance | 0% | 0% | 0% | 40% | 17% | 14% | 0% |
| Floral | 2008 | 0 | 0 | 2 | 3 | 14 | 43 | 3 |
| | Clearance: | 0 | 0 | 2 | 2 | 4 | 11 | 1 |
| | Clearance | 0% | 0% | 100% | 67% | 29% | 26% | 33% |
| Geneva | 2008 | 0 | 0 | 4 | 17 | 57 | 113 | 13 |
| | Clearance: | 0 | 0 | 2 | 12 | 27 | 49 | 4 |
| | Clearance | 0% | 0% | 50% | 71% | 47% | 43% | 31% |
| Georgiana | 2008 | 0 | 0 | 1 | 14 | 12 | 35 | 2 |
| | Clearance: | 0 | 0 | 0 | 0 | 1 | 2 | 0 |
| | Clearance | 0% | 0% | 0% | 0% | 8% | 6% | 0% |
| Gordo | 2008 | 1 | 0 | 0 | 13 | 23 | 18 | 3 |
| | Clearance: | 1 | 0 | 0 | 6 | 8 | 3 | 0 |
| | Clearance | 100% | 0% | 0% | 46% | 35% | 17% | 0% |
| Graysville | 2008 | 0 | 0 | 0 | 0 | 13 | 18 | 4 |
| | Clearance: | 0 | 0 | 0 | 0 | 2 | 0 | 0 |
| | Clearance | 0% | 0% | 0% | 0% | 15% | 0% | 0% |
| Greensboro | 2008 | 0 | 3 | 1 | 9 | 25 | 66 | 7 |
| | Clearance: | 0 | 0 | 0 | 2 | 2 | 14 | 0 |
| | Clearance | 0% | 0% | 0% | 22% | 8% | 21% | 0% |
| Grove Hill | 2008 | 0 | 0 | 0 | 2 | 3 | 5 | 0 |
| | Clearance: | 0 | 0 | 0 | 1 | 0 | 0 | 0 |
| | Clearance | 0% | 0% | 0% | 50% | 0% | 0% | 0% |
| Guin | 2008 | 0 | 1 | 0 | 8 | 9 | 16 | 2 |
| | Clearance: | 0 | 0 | 0 | 4 | 4 | 0 | 1 |
| | Clearance | 0% | 0% | 0% | 50% | 44% | 0% | 50% |
| Hackleburg | 2008 | 0 | 1 | 0 | 3 | 12 | 24 | 1 |
| | Clearance: | 0 | 0 | 0 | 1 | 0 | 1 | 0 |
| | Clearance | 0% | 0% | 0% | 33% | 0% | 4% | 0% |
| Haleyville | 2008 | 1 | 3 | 2 | 19 | 65 | 223 | 15 |
| | Clearance: | 0 | 1 | 0 | 1 | 16 | 25 | 1 |
| | Clearance | 0% | 33% | 0% | 5% | 25% | 11% | 7% |
| Hanceville | 2008 | 0 | 2 | 3 | 12 | 22 | 110 | 3 |
| | Clearance: | 0 | 1 | 2 | 5 | 0 | 24 | 2 |
| | Clearance | 0% | 50% | 67% | 42% | 0% | 22% | 67% |

| | | Homicide | Rape | Robbery | Assault | Burglary | Larceny | Motor Vehicle Theft |
|----------------------------|------------|----------|------|---------|---------|----------|---------|---------------------|
| <u>Cities 1,000 -5,000</u> | | | | | | | | |
| Hartford | 2008 | 0 | 6 | 2 | 5 | 15 | 71 | 13 |
| | Clearance: | 0 | 1 | 0 | 3 | 2 | 11 | 4 |
| | Clearance | 0% | 17% | 0% | 60% | 13% | 15% | 31% |
| Hayneville | 2008 | 0 | 0 | 0 | 11 | 24 | 23 | 6 |
| | Clearance: | 0 | 0 | 0 | 0 | 0 | 0 | 0 |
| | Clearance | 0% | 0% | 0% | 0% | 0% | 0% | 0% |
| Headland | 2008 | 0 | 4 | 2 | 13 | 56 | 139 | 5 |
| | Clearance: | 0 | 1 | 1 | 2 | 5 | 16 | 0 |
| | Clearance | 0% | 25% | 50% | 15% | 9% | 12% | 0% |
| Heflin | 2008 | 1 | 2 | 1 | 15 | 17 | 74 | 11 |
| | Clearance: | 0 | 1 | 0 | 8 | 4 | 12 | 2 |
| | Clearance | 0% | 50% | 0% | 53% | 24% | 16% | 18% |
| Henegar | 2008 | 0 | 0 | 0 | 4 | 6 | 25 | 0 |
| | Clearance: | 0 | 0 | 0 | 0 | 0 | 1 | 0 |
| | Clearance | 0% | 0% | 0% | 0% | 0% | 4% | 0% |
| Hokes Bluff | 2008 | 0 | 0 | 1 | 2 | 9 | 45 | 1 |
| | Clearance: | 0 | 0 | 1 | 1 | 3 | 18 | 1 |
| | Clearance | 0% | 0% | 100% | 50% | 33% | 40% | 100% |
| Jemison | 2008 | 0 | 0 | 3 | 8 | 20 | 80 | 17 |
| | Clearance: | 0 | 1 | 1 | 4 | 11 | 43 | 10 |
| | Clearance | 0% | 100% | 33% | 50% | 55% | 54% | 59% |
| Killen | 2008 | 0 | 0 | 1 | 4 | 19 | 54 | 0 |
| | Clearance: | 0 | 0 | 0 | 1 | 5 | 9 | 0 |
| | Clearance | 0% | 0% | 0% | 25% | 26% | 17% | 0% |
| Kimberly | 2008 | 0 | 1 | 0 | 1 | 11 | 33 | 5 |
| | Clearance: | 0 | 0 | 0 | 0 | 0 | 2 | 1 |
| | Clearance | 0% | 0% | 0% | 0% | 0% | 6% | 20% |
| Lafayette | 2008 | 0 | 1 | 3 | 25 | 37 | 128 | 9 |
| | Clearance: | 0 | 1 | 1 | 15 | 10 | 33 | 2 |
| | Clearance | 0% | 100% | 33% | 60% | 27% | 26% | 22% |
| Lakeview | 2008 | 0 | 0 | 0 | 2 | 18 | 49 | 9 |
| | Clearance: | 0 | 0 | 0 | 0 | 0 | 1 | 1 |
| | Clearance | 0% | 0% | 0% | 0% | 0% | 2% | 11% |
| Level Plains | 2008 | 0 | 0 | 5 | 12 | 17 | 34 | 0 |
| | Clearance: | 0 | 0 | 1 | 6 | 2 | 6 | 0 |
| | Clearance | 0% | 100% | 20% | 50% | 12% | 18% | 0% |

| | | Homicide | Rape | Robbery | Assault | Burglary | Larceny | Motor Vehicle Theft |
|----------------------------|------------|----------|------|---------|---------|----------|---------|---------------------|
| <u>Cities 1,000 -5,000</u> | | | | | | | | |
| Linden | 2008 | 0 | 0 | 0 | 0 | 8 | 28 | 1 |
| | Clearance: | 0 | 0 | 0 | 0 | 0 | 2 | 0 |
| | Clearance | 0% | 0% | 0% | 0% | 0% | 7% | 0% |
| Lineville | 2008 | 0 | 0 | 0 | 13 | 0 | 28 | 0 |
| | Clearance: | 0 | 0 | 0 | 13 | 0 | 23 | 0 |
| | Clearance | 0% | 0% | 0% | 100% | 0% | 82% | 0% |
| Livingston | 2008 | 0 | 0 | 5 | 4 | 23 | 46 | 1 |
| | Clearance: | 0 | 0 | 2 | 1 | 3 | 7 | 1 |
| | Clearance | 0% | 0% | 40% | 25% | 13% | 15% | 100% |
| Loxley | 2008 | 2 | 3 | 15 | 8 | 6 | 85 | 6 |
| | Clearance: | 0 | 1 | 8 | 1 | 2 | 33 | 3 |
| | Clearance | 0% | 33% | 53% | 13% | 33% | 39% | 50% |
| Luverne | 2008 | 0 | 0 | 1 | 13 | 14 | 72 | 4 |
| | Clearance: | 0 | 0 | 0 | 3 | 1 | 12 | 2 |
| | Clearance | 0% | 0% | 0% | 23% | 7% | 17% | 50% |
| Margaret | 2008 | 0 | 0 | 1 | 1 | 8 | 34 | 6 |
| | Clearance: | 0 | 0 | 1 | 0 | 2 | 8 | 3 |
| | Clearance | 0% | 0% | 100% | 0% | 25% | 24% | 50% |
| Marion | 2008 | 0 | 1 | 3 | 36 | 40 | 130 | 4 |
| | Clearance: | 0 | 0 | 0 | 8 | 2 | 8 | 1 |
| | Clearance | 0% | 0% | 0% | 22% | 5% | 6% | 25% |
| Midland City | 2008 | 0 | 0 | 5 | 9 | 7 | 24 | 2 |
| | Clearance: | 0 | 0 | 0 | 1 | 0 | 4 | 0 |
| | Clearance | 0% | 0% | 0% | 11% | 0% | 17% | 0% |
| Morris | 2008 | 0 | 0 | 1 | 0 | 4 | 20 | 1 |
| | Clearance: | 0 | 0 | 1 | 0 | 1 | 2 | 0 |
| | Clearance | 0% | 0% | 100% | 0% | 25% | 10% | 0% |
| Moulton | 2008 | 0 | 0 | 0 | 7 | 20 | 110 | 6 |
| | Clearance: | 0 | 0 | 0 | 1 | 2 | 20 | 0 |
| | Clearance | 0% | 0% | 0% | 14% | 10% | 18% | 0% |
| Moundville | 2008 | 0 | 1 | 0 | 14 | 23 | 59 | 12 |
| | Clearance: | 0 | 0 | 0 | 6 | 2 | 8 | 3 |
| | Clearance | 0% | 0% | 0% | 43% | 9% | 14% | 25% |
| New Brockton | 2008 | 0 | 0 | 0 | 0 | 2 | 23 | 0 |
| | Clearance: | 0 | 0 | 0 | 0 | 0 | 1 | 0 |
| | Clearance | 0% | 0% | 0% | 0% | 0% | 4% | 0% |

| | | Homicide | Rape | Robbery | Assault | Burglary | Larceny | Motor Vehicle Theft |
|----------------------------|------------|----------|------|---------|---------|----------|---------|---------------------|
| <u>Cities 1,000 -5,000</u> | | | | | | | | |
| New Hope | 2008 | 0 | 1 | 1 | 14 | 11 | 34 | 3 |
| | Clearance: | 0 | 1 | 0 | 9 | 2 | 7 | 1 |
| | Clearance | 0% | 100% | 0% | 64% | 18% | 21% | 33% |
| Newton | 2008 | 0 | 0 | 0 | 3 | 12 | 51 | 6 |
| | Clearance: | 0 | 0 | 0 | 0 | 1 | 0 | 0 |
| | Clearance | 0% | 0% | 0% | 0% | 8% | 0% | 0% |
| Odenville | 2008 | 0 | 2 | 1 | 6 | 12 | 37 | 5 |
| | Clearance: | 0 | 1 | 1 | 5 | 2 | 16 | 4 |
| | Clearance | 0% | 50% | 100% | 83% | 17% | 43% | 80% |
| Ohatchee | 2008 | 0 | 1 | 0 | 3 | 16 | 26 | 6 |
| | Clearance: | 0 | 0 | 0 | 0 | 0 | 0 | 1 |
| | Clearance | 0% | 0% | 0% | 0% | 0% | 0% | 17% |
| Owens Crossroad | 2008 | 0 | 0 | 0 | 3 | 11 | 24 | 2 |
| | Clearance: | 0 | 0 | 0 | 2 | 2 | 6 | 0 |
| | Clearance | 0% | 0% | 0% | 67% | 18% | 25% | 0% |
| Parrish | 2008 | 0 | 1 | 0 | 2 | 3 | 21 | 0 |
| | Clearance: | 0 | 0 | 0 | 0 | 0 | 1 | 0 |
| | Clearance | 0% | 0% | 0% | 0% | 0% | 5% | 0% |
| Phil Campbell | 2008 | 0 | 0 | 0 | 0 | 4 | 14 | 1 |
| | Clearance: | 0 | 0 | 0 | 0 | 0 | 3 | 1 |
| | Clearance | 0% | 0% | 0% | 0% | 0% | 21% | 100% |
| Piedmont | 2008 | 0 | 1 | 2 | 33 | 48 | 151 | 9 |
| | Clearance: | 0 | 0 | 1 | 13 | 7 | 35 | 2 |
| | Clearance | 0% | 0% | 50% | 39% | 15% | 23% | 22% |
| Priceville | 2008 | 0 | 0 | 1 | 3 | 8 | 67 | 1 |
| | Clearance: | 0 | 0 | 1 | 1 | 0 | 1 | 0 |
| | Clearance | 0% | 0% | 100% | 33% | 0% | 1% | 0% |
| Ragland | 2008 | 0 | 1 | 0 | 2 | 1 | 13 | 2 |
| | Clearance: | 0 | 0 | 0 | 1 | 0 | 1 | 0 |
| | Clearance | 0% | 0% | 0% | 50% | 0% | 8% | 0% |
| Rainsville | 2008 | 0 | 2 | 0 | 11 | 17 | 107 | 7 |
| | Clearance: | 0 | 0 | 0 | 4 | 1 | 14 | 0 |
| | Clearance | 0% | 0% | 0% | 36% | 6% | 13% | 0% |
| Red Bay | 2008 | 0 | 0 | 0 | 9 | 8 | 45 | 7 |
| | Clearance: | 0 | 0 | 0 | 9 | 4 | 17 | 5 |
| | Clearance | 0% | 0% | 0% | 100% | 50% | 38% | 71% |

| | | Homicide | Rape | Robbery | Assault | Burglary | Larceny | Motor Vehicle Theft |
|----------------------------|------------|----------|------|---------|---------|----------|---------|---------------------|
| <u>Cities 1,000 -5,000</u> | | | | | | | | |
| Reform | 2008 | 0 | 0 | 2 | 9 | 18 | 40 | 3 |
| | Clearance: | 0 | 0 | 1 | 5 | 6 | 11 | 0 |
| | Clearance | 0% | 0% | 50% | 56% | 33% | 28% | 0% |
| Riverside | 2008 | 0 | 1 | 0 | 9 | 6 | 11 | 1 |
| | Clearance: | 0 | 0 | 0 | 0 | 0 | 0 | 0 |
| | Clearance | 0% | 0% | 0% | 0% | 0% | 0% | 0% |
| Rogersville | 2008 | 0 | 0 | 0 | 0 | 8 | 27 | 1 |
| | Clearance: | 0 | 0 | 0 | 0 | 0 | 1 | 0 |
| | Clearance | 0% | 0% | 0% | 0% | 0% | 4% | 0% |
| Samson | 2008 | 0 | 1 | 0 | 2 | 13 | 29 | 4 |
| | Clearance: | 0 | 0 | 0 | 1 | 1 | 6 | 1 |
| | Clearance | 0% | 0% | 0% | 50% | 8% | 21% | 25% |
| Sardis City | 2008 | 0 | 0 | 0 | 2 | 26 | 38 | 3 |
| | Clearance: | 0 | 0 | 0 | 0 | 3 | 5 | 0 |
| | Clearance | 0% | 0% | 0% | 0% | 12% | 13% | 0% |
| Slocomb | 2008 | 0 | 0 | 2 | 5 | 13 | 40 | 4 |
| | Clearance: | 0 | 0 | 0 | 1 | 0 | 4 | 1 |
| | Clearance | 0% | 0% | 0% | 20% | 0% | 10% | 25% |
| Springville | 2008 | 0 | 1 | 1 | 6 | 18 | 64 | 5 |
| | Clearance: | 0 | 0 | 1 | 5 | 1 | 11 | 1 |
| | Clearance | 0% | 0% | 100% | 83% | 6% | 17% | 20% |
| Stevenson | 2008 | 0 | 0 | 0 | 36 | 19 | 73 | 16 |
| | Clearance: | 0 | 0 | 0 | 8 | 1 | 6 | 1 |
| | Clearance | 0% | 0% | 0% | 22% | 5% | 8% | 6% |
| Sulligent | 2008 | 0 | 0 | 1 | 4 | 11 | 33 | 7 |
| | Clearance: | 0 | 0 | 0 | 0 | 0 | 7 | 0 |
| | Clearance | 0% | 0% | 0% | 0% | 0% | 21% | 0% |
| Sumiton | 2008 | 0 | 2 | 5 | 0 | 47 | 256 | 24 |
| | Clearance: | 0 | 0 | 0 | 0 | 1 | 79 | 1 |
| | Clearance | 0% | 0% | 0% | 0% | 2% | 31% | 4% |
| Sylvania | 2008 | 0 | 0 | 0 | 0 | 8 | 8 | 0 |
| | Clearance: | 0 | 0 | 0 | 0 | 8 | 1 | 0 |
| | Clearance | 0% | 0% | 0% | 0% | 100% | 13% | 0% |
| Thomasville | 2008 | 0 | 2 | 0 | 30 | 37 | 189 | 10 |
| | Clearance: | 0 | 0 | 0 | 15 | 7 | 24 | 1 |
| | Clearance | 0% | 0% | 0% | 50% | 19% | 13% | 10% |

| | | Homicide | Rape | Robbery | Assault | Burglary | Larceny | Motor Vehicle Theft |
|----------------------------|------------|----------|------|---------|---------|----------|---------|---------------------|
| <u>Cities 1,000 -5,000</u> | | | | | | | | |
| Thorsby | 2008 | 0 | 0 | 0 | 0 | 5 | 7 | 1 |
| | Clearance: | 0 | 0 | 0 | 0 | 0 | 1 | 0 |
| | Clearance | 0% | 0% | 0% | 0% | 0% | 14% | 0% |
| Town Creek | 2008 | 0 | 0 | 0 | 0 | 9 | 22 | 0 |
| | Clearance: | 0 | 0 | 0 | 0 | 1 | 2 | 0 |
| | Clearance | 0% | 0% | 0% | 0% | 11% | 9% | 0% |
| Trinity | 2008 | 1 | 1 | 0 | 3 | 11 | 19 | 8 |
| | Clearance: | 1 | 0 | 0 | 1 | 3 | 2 | 4 |
| | Clearance | 100% | 0% | 0% | 33% | 27% | 11% | 50% |
| Union Springs | 2008 | 0 | 0 | 6 | 11 | 34 | 114 | 8 |
| | Clearance: | 0 | 0 | 0 | 0 | 0 | 0 | 0 |
| | Clearance | 0% | 0% | 0% | 0% | 0% | 0% | 0% |
| Uniontown | 2008 | 0 | 1 | 9 | 27 | 23 | 33 | 7 |
| | Clearance: | 0 | 0 | 0 | 2 | 1 | 2 | 1 |
| | Clearance | 0% | 0% | 0% | 7% | 4% | 6% | 14% |
| Vernon | 2008 | 0 | 0 | 3 | 2 | 10 | 14 | 2 |
| | Clearance: | 0 | 0 | 0 | 1 | 0 | 1 | 0 |
| | Clearance | 0% | 0% | 0% | 50% | 0% | 7% | 0% |
| Warrior | 2008 | 0 | 0 | 3 | 3 | 9 | 62 | 7 |
| | Clearance: | 0 | 0 | 2 | 0 | 0 | 4 | 1 |
| | Clearance | 0% | 0% | 67% | 0% | 0% | 6% | 14% |
| Weaver | 2008 | 0 | 0 | 0 | 4 | 20 | 39 | 1 |
| | Clearance: | 0 | 0 | 0 | 3 | 4 | 3 | 1 |
| | Clearance | 0% | 0% | 0% | 75% | 20% | 8% | 100% |
| Webb | 2008 | 0 | 0 | 0 | 1 | 1 | 4 | 0 |
| | Clearance: | 0 | 0 | 0 | 0 | 0 | 1 | 0 |
| | Clearance | 0% | 0% | 0% | 0% | 0% | 25% | 0% |
| Winfield | 2008 | 0 | 2 | 0 | 11 | 26 | 142 | 17 |
| | Clearance: | 0 | 1 | 0 | 8 | 3 | 23 | 4 |
| | Clearance | 0% | 50% | 0% | 73% | 12% | 16% | 24% |
| Woodstock | 2008 | 0 | 2 | 1 | 0 | 26 | 54 | 18 |
| | Clearance: | 0 | 0 | 0 | 0 | 0 | 3 | 1 |
| | Clearance | 0% | 0% | 0% | 0% | 0% | 6% | 6% |
| York | 2008 | 0 | 0 | 0 | 10 | 20 | 52 | 3 |
| | Clearance: | 0 | 0 | 0 | 1 | 2 | 10 | 1 |
| | Clearance | 0% | 0% | 0% | 10% | 10% | 19% | 33% |

| | | Homicide | Rape | Robbery | Assault | Burglary | Larceny | Motor Vehicle Theft |
|---------------------------|------------|----------|------|---------|---------|----------|---------|---------------------|
| <u>Cities Under 1,000</u> | | | | | | | | |
| Addison | 2008 | 0 | 0 | 0 | 5 | 10 | 24 | 0 |
| | Clearance: | 0 | 0 | 0 | 0 | 0 | 0 | 0 |
| | Clearance | 0% | 0% | 0% | 0% | 0% | 0% | 0% |
| Anderson | 2008 | 0 | 0 | 0 | 0 | 4 | 10 | 2 |
| | Clearance: | 0 | 0 | 0 | 0 | 0 | 5 | 0 |
| | Clearance | 0% | 0% | 0% | 0% | 0% | 50% | 0% |
| Arley | 2008 | 0 | 0 | 0 | 0 | 1 | 11 | 1 |
| | Clearance: | 0 | 0 | 0 | 0 | 0 | 0 | 0 |
| | Clearance | 0% | 0% | 0% | 0% | 0% | 0% | 0% |
| Autaugaville | 2008 | 0 | 0 | 0 | 0 | 8 | 7 | 0 |
| | Clearance: | 0 | 0 | 0 | 0 | 0 | 0 | 0 |
| | Clearance | 0% | 0% | 0% | 0% | 0% | 0% | 0% |
| Brantley | 2008 | 0 | 0 | 0 | 1 | 0 | 11 | 0 |
| | Clearance: | 0 | 0 | 0 | 1 | 0 | 1 | 0 |
| | Clearance | 0% | 0% | 0% | 100% | 0% | 9% | 0% |
| Brilliant | 2008 | 0 | 0 | 0 | 2 | 9 | 12 | 2 |
| | Clearance: | 0 | 0 | 0 | 0 | 4 | 2 | 1 |
| | Clearance | 0% | 0% | 0% | 0% | 44% | 17% | 50% |
| Carrollton | 2008 | 0 | 0 | 0 | 0 | 4 | 5 | 1 |
| | Clearance: | 0 | 0 | 0 | 0 | 0 | 0 | 0 |
| | Clearance | 0% | 0% | 0% | 0% | 0% | 0% | 0% |
| Clayhatchee | 2008 | 0 | 0 | 0 | 2 | 3 | 6 | 1 |
| | Clearance: | 0 | 0 | 0 | 1 | 1 | 0 | 0 |
| | Clearance | 0% | 0% | 0% | 50% | 33% | 0% | 0% |
| Coffeeville | 2008 | 0 | 0 | 0 | 1 | 0 | 2 | 1 |
| | Clearance: | 0 | 0 | 0 | 1 | 0 | 1 | 1 |
| | Clearance | 0% | 0% | 0% | 100% | 0% | 50% | 100% |
| Columbia | 2008 | 0 | 0 | 0 | 1 | 0 | 7 | 0 |
| | Clearance: | 0 | 0 | 0 | 0 | 0 | 1 | 0 |
| | Clearance | 0% | 0% | 0% | 0% | 0% | 14% | 0% |
| Courtland | 2008 | 0 | 0 | 0 | 2 | 2 | 8 | 2 |
| | Clearance: | 0 | 0 | 0 | 0 | 0 | 1 | 0 |
| | Clearance | 0% | 0% | 0% | 0% | 0% | 13% | 0% |
| Double Springs | 2008 | 0 | 0 | 1 | 6 | 7 | 40 | 2 |
| | Clearance: | 0 | 0 | 0 | 0 | 0 | 5 | 1 |
| | Clearance | 0% | 0% | 0% | 0% | 0% | 13% | 50% |

| | | Homicide | Rape | Robbery | Assault | Burglary | Larceny | Motor Vehicle Theft |
|---------------------------|------------|----------|------|---------|---------|----------|---------|---------------------|
| <u>Cities Under 1,000</u> | | | | | | | | |
| Douglas | 2008 | 0 | 1 | 1 | 3 | 25 | 19 | 8 |
| | Clearance: | 0 | 0 | 0 | 0 | 0 | 0 | 0 |
| | Clearance | 0% | 0% | 0% | 0% | 0% | 0% | 0% |
| Elberta | 2008 | 0 | 1 | 2 | 7 | 35 | 79 | 11 |
| | Clearance: | 0 | 0 | 0 | 5 | 1 | 12 | 1 |
| | Clearance | 0% | 0% | 0% | 71% | 3% | 15% | 9% |
| Excel | 2008 | 0 | 0 | 0 | 2 | 2 | 7 | 0 |
| | Clearance: | 0 | 0 | 0 | 0 | 0 | 0 | 0 |
| | Clearance | 0% | 0% | 0% | 0% | 0% | 0% | 0% |
| Forkland | 2008 | 0 | 1 | 1 | 13 | 6 | 15 | 2 |
| | Clearance: | 0 | 0 | 0 | 1 | 1 | 1 | 0 |
| | Clearance | 0% | 0% | 0% | 8% | 17% | 7% | 0% |
| Geraldine | 2008 | 0 | 0 | 0 | 4 | 6 | 28 | 1 |
| | Clearance: | 0 | 0 | 0 | 0 | 0 | 4 | 0 |
| | Clearance | 0% | 0% | 0% | 0% | 0% | 14% | 0% |
| Grant | 2008 | 0 | 0 | 0 | 1 | 2 | 1 | 1 |
| | Clearance: | 0 | 0 | 0 | 0 | 1 | 0 | 1 |
| | Clearance | 0% | 0% | 0% | 0% | 50% | 0% | 100% |
| Gurley | 2008 | 0 | 0 | 0 | 1 | 5 | 16 | 1 |
| | Clearance: | 0 | 0 | 0 | 0 | 0 | 2 | 0 |
| | Clearance | 0% | 0% | 0% | 0% | 0% | 13% | 0% |
| Hammondville | 2008 | 0 | 0 | 0 | 0 | 1 | 3 | 0 |
| | Clearance: | 0 | 0 | 0 | 0 | 0 | 0 | 0 |
| | Clearance | 0% | 0% | 0% | 0% | 0% | 0% | 0% |
| Hillsboro | 2008 | 0 | 0 | 0 | 1 | 1 | 4 | 1 |
| | Clearance: | 0 | 0 | 0 | 0 | 0 | 0 | 0 |
| | Clearance | 0% | 0% | 0% | 0% | 0% | 0% | 0% |
| Hollywood | 2008 | 0 | 0 | 0 | 0 | 1 | 8 | 0 |
| | Clearance: | 0 | 0 | 0 | 0 | 0 | 0 | 0 |
| | Clearance | 0% | 0% | 0% | 0% | 0% | 0% | 0% |
| Hurtsboro | 2008 | 0 | 0 | 0 | 0 | 3 | 3 | 1 |
| | Clearance: | 0 | 0 | 0 | 0 | 0 | 0 | 0 |
| | Clearance | 0% | 0% | 0% | 0% | 0% | 0% | 0% |
| Ider | 2008 | 0 | 0 | 0 | 0 | 3 | 9 | 2 |
| | Clearance: | 0 | 0 | 0 | 0 | 0 | 2 | 0 |
| | Clearance | 0% | 0% | 0% | 0% | 0% | 22% | 0% |

| | | Homicide | Rape | Robbery | Assault | Burglary | Larceny | Motor Vehicle Theft |
|---------------------------|------------|----------|------|---------|---------|----------|---------|---------------------|
| <u>Cities Under 1,000</u> | | | | | | | | |
| Leesburg | 2008 | 0 | 0 | 0 | 3 | 2 | 9 | 1 |
| | Clearance: | 0 | 0 | 0 | 0 | 0 | 0 | 0 |
| | Clearance | 0% | 0% | 0% | 0% | 0% | 0% | 0% |
| Leighton | 2008 | 0 | 1 | 0 | 7 | 6 | 11 | 0 |
| | Clearance: | 0 | 1 | 0 | 5 | 1 | 2 | 0 |
| | Clearance | 0% | 100% | 0% | 71% | 17% | 18% | 0% |
| Lexington | 2008 | 0 | 0 | 0 | 3 | 1 | 4 | 1 |
| | Clearance: | 0 | 0 | 0 | 1 | 0 | 0 | 0 |
| | Clearance | 0% | 0% | 0% | 33% | 0% | 0% | 0% |
| Littleville | 2008 | 0 | 0 | 0 | 1 | 5 | 18 | 3 |
| | Clearance: | 0 | 0 | 0 | 0 | 0 | 1 | 2 |
| | Clearance | 0% | 0% | 0% | 0% | 0% | 6% | 67% |
| Lockhart | 2008 | 0 | 0 | 1 | 0 | 0 | 3 | 1 |
| | Clearance: | 0 | 0 | 1 | 0 | 0 | 1 | 0 |
| | Clearance | 0% | 0% | 100% | 0% | 0% | 33% | 0% |
| Lynn | 2008 | 0 | 0 | 0 | 0 | 8 | 7 | 1 |
| | Clearance: | 0 | 0 | 0 | 0 | 0 | 0 | 0 |
| | Clearance | 0% | 0% | 0% | 0% | 0% | 0% | 0% |
| Maplesville | 2008 | 0 | 0 | 0 | 1 | 3 | 41 | 4 |
| | Clearance: | 0 | 0 | 0 | 0 | 0 | 7 | 1 |
| | Clearance | 0% | 0% | 0% | 0% | 0% | 17% | 25% |
| McIntosh | 2008 | 1 | 0 | 0 | 1 | 3 | 11 | 3 |
| | Clearance: | 1 | 0 | 0 | 0 | 0 | 1 | 0 |
| | Clearance | 100% | 0% | 0% | 0% | 0% | 9% | 0% |
| Mckenzie | 2008 | 0 | 0 | 0 | 2 | 3 | 4 | 2 |
| | Clearance: | 0 | 0 | 0 | 0 | 0 | 2 | 0 |
| | Clearance | 0% | 0% | 0% | 0% | 0% | 50% | 0% |
| Mentone | 2008 | 0 | 0 | 0 | 0 | 1 | 4 | 0 |
| | Clearance: | 0 | 0 | 0 | 0 | 0 | 0 | 0 |
| | Clearance | 0% | 0% | 0% | 0% | 0% | 0% | 0% |
| Millry | 2008 | 0 | 0 | 0 | 0 | 0 | 8 | 0 |
| | Clearance: | 0 | 0 | 0 | 0 | 0 | 0 | 0 |
| | Clearance | 0% | 0% | 0% | 0% | 0% | 0% | 0% |
| Mt Vernon | 2008 | 0 | 1 | 2 | 19 | 5 | 24 | 1 |
| | Clearance: | 0 | 0 | 0 | 5 | 0 | 1 | 0 |
| | Clearance | 0% | 0% | 0% | 26% | 0% | 4% | 0% |

| | | Homicide | Rape | Robbery | Assault | Burglary | Larceny | Motor Vehicle Theft |
|---------------------------|------------|----------|------|---------|---------|----------|---------|---------------------|
| <u>Cities Under 1,000</u> | | | | | | | | |
| North Courtland | 2008 | 0 | 0 | 0 | 1 | 4 | 11 | 1 |
| | Clearance: | 0 | 0 | 0 | 0 | 0 | 1 | 0 |
| | Clearance | 0% | 0% | 0% | 0% | 0% | 9% | 0% |
| Notasulga | 2008 | 0 | 1 | 0 | 5 | 10 | 12 | 0 |
| | Clearance: | 0 | 0 | 0 | 0 | 0 | 1 | 0 |
| | Clearance | 0% | 0% | 0% | 0% | 0% | 8% | 0% |
| Oakman | 2008 | 0 | 0 | 0 | 1 | 5 | 23 | 0 |
| | Clearance: | 0 | 0 | 0 | 0 | 1 | 6 | 0 |
| | Clearance | 0% | 0% | 0% | 0% | 20% | 26% | 0% |
| Pine Hill | 2008 | 0 | 0 | 0 | 8 | 9 | 19 | 0 |
| | Clearance: | 0 | 0 | 0 | 0 | 0 | 0 | 0 |
| | Clearance | 0% | 0% | 0% | 0% | 0% | 0% | 0% |
| Powells Cross | 2008 | 0 | 0 | 0 | 1 | 4 | 16 | 1 |
| | Clearance: | 0 | 0 | 0 | 0 | 0 | 0 | 0 |
| | Clearance | 0% | 0% | 0% | 0% | 0% | 0% | 0% |
| Ranburne | 2008 | 0 | 0 | 0 | 0 | 5 | 17 | 1 |
| | Clearance: | 0 | 0 | 0 | 0 | 0 | 3 | 0 |
| | Clearance | 0% | 0% | 0% | 0% | 0% | 18% | 0% |
| Red Level | 2008 | 0 | 0 | 0 | 1 | 3 | 6 | 0 |
| | Clearance: | 0 | 0 | 0 | 0 | 0 | 1 | 0 |
| | Clearance | 0% | 0% | 0% | 0% | 0% | 17% | 0% |
| Rockford | 2008 | 0 | 0 | 0 | 0 | 3 | 5 | 0 |
| | Clearance: | 0 | 0 | 0 | 0 | 0 | 0 | 0 |
| | Clearance | 0% | 0% | 0% | 0% | 0% | 0% | 0% |
| Shorter | 2008 | 0 | 0 | 3 | 6 | 3 | 22 | 1 |
| | Clearance: | 0 | 0 | 0 | 0 | 0 | 1 | 0 |
| | Clearance | 0% | 0% | 0% | 0% | 0% | 5% | 0% |
| Silas | 2008 | 0 | 0 | 0 | 0 | 4 | 1 | 0 |
| | Clearance: | 0 | 0 | 0 | 0 | 0 | 0 | 0 |
| | Clearance | 0% | 0% | 0% | 0% | 0% | 0% | 0% |
| Silverhill | 2008 | 0 | 1 | 0 | 0 | 8 | 7 | 0 |
| | Clearance: | 0 | 0 | 0 | 0 | 0 | 0 | 0 |
| | Clearance | 0% | 0% | 0% | 0% | 0% | 0% | 0% |
| Sipsey | 2008 | 0 | 0 | 1 | 0 | 8 | 19 | 3 |
| | Clearance: | 0 | 0 | 0 | 0 | 0 | 2 | 0 |
| | Clearance | 0% | 0% | 0% | 0% | 0% | 11% | 0% |

| | | Homicide | Rape | Robbery | Assault | Burglary | Larceny | Motor Vehicle Theft |
|---------------------------------------|------------|----------|------|---------|---------|----------|---------|---------------------|
| <u>Cities Under 1,000</u> | | | | | | | | |
| Skyline | 2008 | 0 | 0 | 0 | 1 | 2 | 14 | 0 |
| | Clearance: | 0 | 0 | 0 | 0 | 0 | 1 | 0 |
| | Clearance | 0% | 0% | 0% | 0% | 0% | 7% | 0% |
| Snead | 2008 | 0 | 0 | 0 | 5 | 4 | 18 | 3 |
| | Clearance: | 0 | 0 | 0 | 0 | 0 | 0 | 0 |
| | Clearance | 0% | 0% | 0% | 0% | 0% | 0% | 0% |
| Somerville | 2008 | 0 | 0 | 0 | 1 | 3 | 15 | 1 |
| | Clearance: | 0 | 0 | 0 | 0 | 1 | 0 | 1 |
| | Clearance | 0% | 0% | 0% | 0% | 33% | 0% | 100% |
| St Florian | 2008 | 0 | 1 | 0 | 2 | 10 | 6 | 0 |
| | Clearance: | 0 | 0 | 0 | 0 | 0 | 0 | 0 |
| | Clearance | 0% | 0% | 0% | 0% | 0% | 0% | 0% |
| Summerdale | 2008 | 0 | 1 | 1 | 5 | 8 | 38 | 4 |
| | Clearance: | 0 | 1 | 1 | 4 | 1 | 8 | 3 |
| | Clearance | 0% | 100% | 100% | 80% | 13% | 21% | 75% |
| Triana | 2008 | 0 | 0 | 0 | 1 | 12 | 6 | 2 |
| | Clearance: | 0 | 0 | 0 | 1 | 0 | 0 | 0 |
| | Clearance | 0% | 0% | 0% | 100% | 0% | 0% | 0% |
| Valley Head | 2008 | 0 | 0 | 0 | 1 | 6 | 12 | 1 |
| | Clearance: | 0 | 0 | 0 | 1 | 0 | 1 | 0 |
| | Clearance | 0% | 0% | 0% | 100% | 0% | 8% | 0% |
| Vance | 2008 | 0 | 0 | 0 | 3 | 11 | 25 | 3 |
| | Clearance: | 0 | 0 | 0 | 0 | 0 | 1 | 0 |
| | Clearance | 0% | 0% | 0% | 0% | 0% | 4% | 0% |
| <u>Colleges and Universities</u> | | | | | | | | |
| Alabama State University | 2008 | 0 | 0 | 15 | 2 | 22 | 134 | 4 |
| | Clearance: | 0 | 0 | 3 | 1 | 8 | 3 | 1 |
| | Clearance | 0% | 0% | 20% | 50% | 36% | 2% | 25% |
| Auburn University Montgomery | 2008 | 0 | 1 | 0 | 0 | 11 | 48 | 1 |
| | Clearance: | 0 | 0 | 0 | 0 | 0 | 0 | 0 |
| | Clearance | 0% | 0% | 0% | 0% | 0% | 0% | 0% |
| Faulkner University Birmingham | 2008 | 0 | 0 | 0 | 0 | 0 | 0 | 0 |
| | Clearance: | 0 | 0 | 0 | 0 | 0 | 0 | 0 |
| | Clearance | 0% | 0% | 0% | 0% | 0% | 0% | 0% |
| Faulkner University Florence | 2008 | 0 | 0 | 0 | 0 | 0 | 0 | 0 |
| | Clearance: | 0 | 0 | 0 | 0 | 0 | 0 | 0 |
| | Clearance | 0% | 0% | 0% | 0% | 0% | 0% | 0% |

| | | Homicide | Rape | Robbery | Assault | Burglary | Larceny | Motor Vehicle Theft |
|--|------------|----------|------|---------|---------|----------|---------|---------------------|
| <u>Colleges and Universities</u> | | | | | | | | |
| Faulkner | 2008 | 0 | 0 | 0 | 0 | 0 | 0 | 0 |
| University Mobile | Clearance: | 0 | 0 | 0 | 0 | 0 | 0 | 0 |
| | Clearance | 0% | 0% | 0% | 0% | 0% | 0% | 0% |
| Faulkner | 2008 | 0 | 0 | 0 | 0 | 0 | 0 | 0 |
| University | Clearance: | 0 | 0 | 0 | 0 | 0 | 0 | 0 |
| Montgomery | Clearance | 0% | 0% | 0% | 0% | 0% | 0% | 0% |
| Jacksonville State | 2008 | 0 | 1 | 0 | 4 | 24 | 112 | 1 |
| University | Clearance: | 0 | 1 | 0 | 2 | 0 | 16 | 1 |
| | Clearance | 0% | 100% | 0% | 50% | 0% | 14% | 100% |
| Troy State | 2008 | 0 | 0 | 3 | 0 | 30 | 132 | 9 |
| | Clearance: | 0 | 0 | 0 | 0 | 0 | 0 | 2 |
| | Clearance | 0% | 0% | 0% | 0% | 0% | 0% | 22% |
| University of Alabama at Huntsville | 2008 | 0 | 0 | 0 | 1 | 5 | 67 | 0 |
| | Clearance: | 0 | 0 | 0 | 1 | 1 | 8 | 0 |
| | Clearance | 0% | 0% | 0% | 100% | 20% | 12% | 0% |
| University of Alabama | 2008 | 0 | 1 | 8 | 4 | 97 | 321 | 5 |
| | Clearance: | 0 | 1 | 4 | 0 | 8 | 19 | 1 |
| | Clearance | 0% | 100% | 50% | 0% | 8% | 6% | 20% |
| University of Montevallo | 2008 | 0 | 0 | 0 | 1 | 3 | 29 | 0 |
| | Clearance: | 0 | 0 | 0 | 0 | 1 | 0 | 0 |
| | Clearance | 0% | 0% | 0% | 0% | 33% | 0% | 0% |
| University of North Alabama | 2008 | 0 | 0 | 0 | 2 | 19 | 58 | 0 |
| | Clearance: | 0 | 0 | 0 | 0 | 0 | 1 | 0 |
| | Clearance | 0% | 0% | 0% | 0% | 0% | 2% | 0% |
| University of South Alabama | 2008 | 0 | 3 | 9 | 4 | 49 | 157 | 3 |
| | Clearance: | 0 | 1 | 2 | 3 | 5 | 8 | 0 |
| | Clearance | 0% | 33% | 22% | 75% | 10% | 5% | 0% |

COUNTY DATA

Alabama is comprised of sixty-seven (67) counties, each averaging 756.8 square miles.

Incorporated and unincorporated areas not having a municipal police department are protected by the county sheriff and are included in his jurisdiction. Since UCR data deals with criminal activity in a particular geographic rather than with law enforcement agencies' activities, we do not intend, nor recommend, that this data be used to evaluate or compare one agency with another.

Due to diverse demographic characteristics, the county data will be presented in alphabetical order rather than by population strata. It will include reported crime and clearance data submitted by Alabama's 67 county sheriffs. County data does not include crime data submitted by municipal police departments contained within the county boundaries. The numbers in parentheses on the following pages denote the number of months the agency reported to UCR if it was less than twelve.

| | Year | Homicide | Rape | Robbery | Assault | Burglary | Larceny | Motor Vehicle Theft |
|---------------------------------|-----------|----------|-------|---------|---------|----------|---------|---------------------|
| <u>County Sheriff's Offices</u> | | | | | | | | |
| Autauga (18,691) | 2008 | 2 | 7 | 2 | 16 | 127 | 207 | 53 |
| | 2007 | 0 | 5 | 4 | 18 | 138 | 243 | 40 |
| | % Chng | 100% | 40% | -50% | -11% | -8% | -15% | 33% |
| Baldwin (86,013) | 2008 | 3 | 17 | 22 | 95 | 339 | 685 | 70 |
| | 2007 | 0 | 23 | 6 | 105 | 316 | 610 | 67 |
| | % Chng | 100% | -26% | 267% | -10% | 7% | 12% | 4% |
| Barbour (8,864) | 2008 | 0 | 1 | 0 | 17 | 57 | 0 | 3 |
| | 2007 | N/A | N/A | N/A | N/A | N/A | N/A | N/A |
| | % Chng | | | | | | | |
| Bibb (12,327) | 2008 | 0 | 2 | 1 | 17 | 54 | 71 | 12 |
| | 2007 | 0 | 1 | 0 | 10 | 29 | 46 | 3 |
| | % Chng | 0% | 100% | 100% | 70% | 86% | 54% | 300% |
| Blount (45,663) | 2008 | 0 | 7 | 6 | 32 | 263 | 378 | 10 |
| | 2007 (10) | 0 | 7 | 7 | 84 | 227 | 465 | 38 |
| | % Chng | 0% | 0% | -14% | -62% | 16% | -19% | -74% |
| Bullock (6,139) | 2008 | 0 | 0 | 2 | 25 | 29 | 79 | 0 |
| | 2007 | 0 | 0 | 2 | 29 | 64 | 76 | 0 |
| | % Chng | 0% | 0% | 0% | -14% | -55% | 4% | 0% |
| Butler (10,925) | 2008 | 0 | 2 | 1 | 18 | 95 | 124 | 7 |
| | 2007 (7) | 1 | 1 | 1 | 3 | 13 | 17 | 0 |
| | % Chng | -100% | 100% | 0% | 500% | 631% | 629% | 100% |
| Calhoun (52,730) | 2008 (6) | 1 | 8 | 8 | 3 | 101 | 193 | 2 |
| | 2007 (10) | 0 | 8 | 6 | 1 | 243 | 565 | 3 |
| | % Chng | 100% | 0% | 33% | 200% | -58% | -66% | -33% |
| Chambers (15,410) | 2008 | 0 | 4 | 3 | 13 | 69 | 108 | 9 |
| | 2007 | 0 | 3 | 1 | 20 | 53 | 107 | 3 |
| | % Chng | 0% | 33% | 200% | -35% | 30% | 1% | 200% |
| Cherokee (18,697) | 2008 | 0 | 0 | 0 | 15 | 37 | 113 | 0 |
| | 2007 | 0 | 5 | 0 | 3 | 66 | 182 | 1 |
| | % Chng | 0% | -100% | 0% | 400% | -44% | -38% | -100% |
| Chilton (28,146) | 2008 | 0 | 9 | 3 | 316 | 159 | 312 | 6 |
| | 2007 | 1 | 8 | 2 | 280 | 151 | 296 | 7 |
| | % Chng | -100% | 13% | 50% | 13% | 5% | 5% | -14% |
| Choctaw (11,518) | 2008 | N/A | N/A | N/A | N/A | N/A | N/A | N/A |
| | 2007 | N/A | N/A | N/A | N/A | N/A | N/A | N/A |
| | % Chng | | | | | | | |

| | Year | Homicide | Rape | Robbery | Assault | Burglary | Larceny | Motor Vehicle Theft |
|---------------------------------|-----------|----------|-------|---------|---------|----------|---------|---------------------|
| <u>County Sheriff's Offices</u> | | | | | | | | |
| Clarke (15,141) | 2008 | 2 | 5 | 2 | 27 | 18 | 20 | 17 |
| | 2007 (4) | 0 | 0 | 0 | 4 | 5 | 6 | 2 |
| | % Chng | 100% | 100% | 100% | 575% | 260% | 233% | 750% |
| Clay (9,533) | 2008 | 0 | 3 | 0 | 7 | 55 | 66 | 7 |
| | 2007 | 0 | 0 | 0 | 7 | 47 | 82 | 1 |
| | % Chng | 0% | 100% | 0% | 0% | 17% | -20% | 600% |
| Cleburne (10,777) | 2008 | 0 | 0 | 3 | 24 | 76 | 113 | 22 |
| | 2007 | 0 | 7 | 3 | 14 | 76 | 108 | 25 |
| | % Chng | 0% | -100% | 0% | 71% | 0% | 5% | -12% |
| Coffee (16,722) | 2008 | 0 | 4 | 2 | 7 | 67 | 112 | 25 |
| | 2007 | 0 | 0 | 2 | 14 | 72 | 89 | 2 |
| | % Chng | 0% | 100% | 0% | -50% | -7% | 26% | 1150% |
| Colbert (21,384) | 2008 | 0 | 5 | 4 | 160 | 122 | 418 | 23 |
| | 2007 | 0 | 9 | 6 | 155 | 137 | 477 | 10 |
| | % Chng | 0% | -44% | -33% | 3% | -11% | -12% | 130% |
| Conecuh (9,131) | 2008 | 1 | 0 | 0 | 7 | 47 | 51 | 4 |
| | 2007 (8) | 0 | 0 | 0 | 0 | 4 | 10 | 0 |
| | % Chng | 100% | 0% | 0% | 100% | 1075% | 410% | 100% |
| Coosa (8,859) | 2008 | 0 | 3 | 1 | 20 | 100 | 155 | 5 |
| | 2007 | 1 | 7 | 4 | 13 | 57 | 107 | 9 |
| | % Chng | -100% | -57% | -75% | 54% | 75% | 45% | -44% |
| Covington (18,435) | 2008 | 2 | 5 | 1 | 4 | 33 | 33 | 1 |
| | 2007 (11) | 1 | 7 | 1 | 17 | 78 | 97 | 3 |
| | % Chng | 100% | -29% | 0% | -76% | -58% | -66% | -67% |
| Crenshaw (9,580) | 2008 | 1 | 2 | 0 | 8 | 59 | 94 | 17 |
| | 2007 | 0 | 1 | 3 | 23 | 45 | 118 | 26 |
| | % Chng | 100% | 100% | -100% | -65% | 31% | -20% | -35% |
| Cullman (62,842) | 2008 | 1 | 28 | 5 | 100 | 351 | 828 | 70 |
| | 2007 | 2 | 24 | 7 | 75 | 470 | 908 | 117 |
| | % Chng | -50% | 17% | -29% | 33% | -25% | -9% | -40% |
| Dale (20,544) | 2008 | 0 | 2 | 1 | 44 | 57 | 102 | 6 |
| | 2007 | 0 | 3 | 2 | 29 | 38 | 88 | 1 |
| | % Chng | 0% | -33% | -50% | 52% | 50% | 16% | 500% |
| Dallas (24,022) | 2008 | 0 | 4 | 9 | 40 | 168 | 364 | 54 |
| | 2007 (9) | 1 | 2 | 2 | 11 | 75 | 82 | 19 |
| | % Chng | -100% | 100% | 350% | 264% | 124% | 344% | 184% |

| | Year | Homicide | Rape | Robbery | Assault | Burglary | Larceny | Motor Vehicle Theft |
|---------------------------------|-----------|----------|------|---------|---------|----------|---------|---------------------|
| <u>County Sheriff's Offices</u> | | | | | | | | |
| Dekalb (38,432) | 2008 | 1 | 10 | 5 | 44 | 168 | 310 | 57 |
| | 2007 | 0 | 32 | 1 | 79 | 187 | 408 | 91 |
| | % Chng | 100% | -69% | 400% | -44% | -10% | -24% | -37% |
| Elmore (46,254) | 2008 | 0 | 13 | 16 | 29 | 231 | 420 | 37 |
| | 2007 (6) | 2 | 7 | 3 | 12 | 110 | 190 | 19 |
| | % Chng | -100% | 86% | 433% | 142% | 110% | 121% | 95% |
| Escambia (20,912) | 2008 | 0 | 2 | 6 | 18 | 48 | 105 | 10 |
| | 2007 | 0 | 0 | 1 | 19 | 45 | 91 | 15 |
| | % Chng | 0% | 100% | 500% | -5% | 7% | 15% | -33% |
| Etowah (29,921) | 2008 | 1 | 3 | 1 | 1 | 22 | 108 | 13 |
| | 2007 (11) | 0 | 2 | 0 | 0 | 80 | 136 | 14 |
| | % Chng | 100% | 50% | 100% | 100% | -73% | -21% | -7% |
| Fayette (10,904) | 2008 | 0 | 2 | 2 | 3 | 40 | 49 | 14 |
| | 2007 (11) | 0 | 1 | 0 | 8 | 56 | 55 | 21 |
| | % Chng | 0% | 100% | 100% | -63% | -29% | -11% | -33% |
| Franklin (17,373) | 2008 | 0 | 4 | 0 | 11 | 47 | 67 | 9 |
| | 2007 | N/A | N/A | N/A | N/A | N/A | N/A | N/A |
| | % Chng | | | | | | | |
| Geneva (14,893) | 2008 | 0 | 5 | 2 | 21 | 82 | 118 | 26 |
| | 2007 | 3 | 1 | 0 | 19 | 69 | 85 | 19 |
| | % Chng | -100% | 400% | 100% | 11% | 19% | 39% | 37% |
| Greene (5,601) | 2008 (9) | 0 | 1 | 9 | 47 | 85 | 85 | 12 |
| | 2007 (8) | 3 | 1 | 13 | 44 | 55 | 69 | 18 |
| | % Chng | -100% | 0% | -31% | 7% | 55% | 23% | -33% |
| Hale (13,437) | 2008 | 2 | 3 | 7 | 51 | 86 | 99 | 34 |
| | 2007 | 1 | 6 | 12 | 39 | 88 | 134 | 20 |
| | % Chng | 100% | -50% | -42% | 31% | -2% | -26% | 70% |
| Henry (9,151) | 2008 | 1 | 2 | 0 | 19 | 34 | 74 | 11 |
| | 2007 | 0 | 3 | 3 | 15 | 57 | 86 | 22 |
| | % Chng | 100% | -33% | -100% | 27% | -40% | -14% | -50% |
| Houston (24,538) | 2008 | 0 | 10 | 10 | 11 | 103 | 364 | 58 |
| | 2007 | 3 | 0 | 2 | 7 | 100 | 319 | 58 |
| | % Chng | -100% | 100% | 400% | 57% | 3% | 14% | 0% |
| Jackson (29,570) | 2008 | 0 | 9 | 0 | 44 | 180 | 281 | 97 |
| | 2007 | 2 | 7 | 7 | 48 | 190 | 334 | 85 |
| | % Chng | -100% | 29% | -100% | -8% | -5% | -16% | 14% |

| | Year | Homicide | Rape | Robbery | Assault | Burglary | Larceny | Motor Vehicle Theft |
|---------------------------------|-----------|----------|-------|---------|---------|----------|---------|---------------------|
| <u>County Sheriff's Offices</u> | | | | | | | | |
| Jefferson (150,404) | 2008 | 5 | 61 | 282 | 289 | 2,358 | 3,103 | 499 |
| | 2007 | 3 | 47 | 221 | 286 | 1,844 | 2,984 | 548 |
| | % Chng | 67% | 30% | 28% | 1% | 28% | 4% | -9% |
| Lamar (9,451) | 2008 (6) | 0 | 1 | 0 | 1 | 3 | 3 | 2 |
| | 2007 | 0 | 0 | 0 | 2 | 14 | 18 | 5 |
| | % Chng | 0% | 100% | 0% | -50% | -79% | -83% | 100% |
| Lauderdale (47,564) | 2008 | 1 | 13 | 3 | 44 | 323 | 594 | 55 |
| | 2007 (7) | 6 | 1 | 6 | 12 | 56 | 102 | 7 |
| | % Chng | -83% | 1200% | -50% | 267% | 477% | 482% | 686% |
| Lawrence (27,609) | 2008 | 0 | 1 | 3 | 31 | 179 | 310 | 16 |
| | 2007 | 0 | 2 | 4 | 33 | 143 | 286 | 20 |
| | % Chng | 0% | -50% | -25% | -6% | 25% | 8% | -20% |
| Lee (48,602) | 2008 | 3 | 20 | 24 | 56 | 643 | 1,095 | 112 |
| | 2007 (9) | 1 | 3 | 15 | 41 | 411 | 730 | 77 |
| | % Chng | 200% | 567% | 60% | 37% | 56% | 50% | 45% |
| Limestone (48,730) | 2008 | 1 | 6 | 8 | 23 | 103 | 241 | 36 |
| | 2007 | 0 | 3 | 2 | 14 | 50 | 150 | 40 |
| | % Chng | 100% | 100% | 300% | 64% | 106% | 61% | -10% |
| Lowndes (10,465) | 2008 | 0 | 1 | 6 | 28 | 28 | 17 | 2 |
| | 2007 | 1 | 2 | 7 | 18 | 103 | 22 | 8 |
| | % Chng | -100% | -50% | -14% | 56% | -73% | -23% | -75% |
| Macon (9,731) | 2008 | 1 | 5 | 3 | 44 | 131 | 130 | 54 |
| | 2007 | 0 | 3 | 6 | 19 | 119 | 119 | 44 |
| | % Chng | 100% | 67% | -50% | 132% | 10% | 9% | 23% |
| Madison (101,618) | 2008 | 0 | 20 | 38 | 166 | 810 | 1,464 | 232 |
| | 2007 | 4 | 21 | 31 | 160 | 588 | 1,312 | 276 |
| | % Chng | -100% | -5% | 23% | 4% | 38% | 12% | -16% |
| Marengo (11,437) | 2008 | 0 | 3 | 3 | 14 | 54 | 92 | 18 |
| | 2007 | 0 | 6 | 5 | 13 | 82 | 82 | 10 |
| | % Chng | 0% | -50% | -40% | 8% | -34% | 12% | 80% |
| Marion (13,913) | 2008 (10) | 0 | 1 | 1 | 14 | 44 | 54 | 7 |
| | 2007 (11) | 0 | 0 | 2 | 6 | 59 | 74 | 8 |
| | % Chng | 0% | 100% | -50% | 133% | -25% | -27% | -13% |
| Marshall (43,813) | 2008 | 2 | 13 | 5 | 44 | 244 | 364 | 48 |
| | 2007 | 1 | 8 | 1 | 25 | 152 | 305 | 38 |
| | % Chng | 100% | 63% | 400% | 76% | 61% | 19% | 26% |

| | Year | Homicide | Rape | Robbery | Assault | Burglary | Larceny | Motor Vehicle Theft |
|---------------------------------|-----------|----------|-------|---------|---------|----------|---------|---------------------|
| <u>County Sheriff's Offices</u> | | | | | | | | |
| Mobile (91,280) | 2008 | 9 | 24 | 84 | 106 | 778 | 1,385 | 268 |
| | 2007 | 10 | 29 | 80 | 129 | 783 | 1,572 | 269 |
| | % Chng | -10% | -17% | 5% | -18% | -1% | -12% | 0% |
| Monroe (14,316) | 2008 | 2 | 0 | 1 | 31 | 54 | 46 | 5 |
| | 2007 | 0 | 0 | 1 | 39 | 36 | 51 | 13 |
| | % Chng | 100% | 0% | 0% | -21% | 50% | -10% | -62% |
| Montgomery (22,162) | 2008 | 0 | 6 | 9 | 37 | 225 | 405 | 90 |
| | 2007 | 0 | 4 | 16 | 46 | 219 | 422 | 78 |
| | % Chng | 0% | 50% | -44% | -20% | 3% | -4% | 15% |
| Morgan (40,533) | 2008 | 2 | 3 | 4 | 19 | 231 | 155 | 2 |
| | 2007 | 0 | 4 | 4 | 16 | 196 | 166 | 45 |
| | % Chng | 100% | -25% | 0% | 19% | 18% | -7% | -96% |
| Perry (5,937) | 2008 | 1 | 0 | 0 | 4 | 41 | 49 | 12 |
| | 2007 | 0 | 1 | 0 | 6 | 28 | 57 | 10 |
| | % Chng | 100% | -100% | 0% | -33% | 46% | -14% | 20% |
| Pickens (12,232) | 2008 | 1 | 4 | 1 | 8 | 26 | 32 | 5 |
| | 2007 | 0 | 3 | 0 | 13 | 36 | 26 | 4 |
| | % Chng | 100% | 33% | 100% | -38% | -28% | 23% | 25% |
| Pike (13,179) | 2008 | 0 | 0 | 3 | 3 | 38 | 43 | 4 |
| | 2007 | 0 | 1 | 0 | 6 | 46 | 50 | 2 |
| | % Chng | 0% | -100% | 100% | -50% | -17% | -14% | 100% |
| Randolph (14,398) | 2008 (11) | 0 | 1 | 0 | 11 | 66 | 131 | 8 |
| | 2007 (7) | 1 | 3 | 2 | 7 | 61 | 55 | 7 |
| | % Chng | -100% | -67% | -100% | 57% | 8% | 138% | 14% |
| Russell (21,356) | 2008 | 2 | 5 | 8 | 82 | 137 | 163 | 36 |
| | 2007 (6) | 1 | 1 | 4 | 15 | 50 | 43 | 12 |
| | % Chng | 100% | 400% | 100% | 447% | 174% | 279% | 200% |
| St. Clair (37,021) | 2008 | 0 | 8 | 5 | 25 | 119 | 181 | 24 |
| | 2007 (10) | 3 | 3 | 0 | 16 | 53 | 120 | 17 |
| | % Chng | -100% | 167% | 100% | 56% | 125% | 51% | 41% |
| Shelby (78,738) | 2008 | 0 | 14 | 15 | 48 | 428 | 517 | 84 |
| | 2007 | 0 | 11 | 18 | 54 | 341 | 545 | 75 |
| | % Chng | 0% | 27% | -17% | -11% | 26% | -5% | 12% |
| Sumter (7,521) | 2008 | N/A | N/A | N/A | N/A | N/A | N/A | N/A |
| | 2007 | N/A | N/A | N/A | N/A | N/A | N/A | N/A |
| | % Chng | | | | | | | |

| | Year | Homicide | Rape | Robbery | Assault | Burglary | Larceny | Motor Vehicle Theft |
|---------------------------------|-----------|----------|-------|---------|---------|----------|---------|---------------------|
| <u>County Sheriff's Offices</u> | | | | | | | | |
| Talladega (37,257) | 2008 | 0 | 6 | 24 | 42 | 303 | 767 | 37 |
| | 2007 | 0 | 7 | 14 | 41 | 210 | 413 | 39 |
| | % Chng | 0% | -14% | 71% | 2% | 44% | 86% | -5% |
| Tallapoosa (18,698) | 2008 | 1 | 3 | 1 | 22 | 65 | 117 | 18 |
| | 2007 | 1 | 3 | 7 | 5 | 95 | 122 | 35 |
| | % Chng | 0% | 0% | -86% | 340% | -32% | -4% | -49% |
| Tuscaloosa (63,192) | 2008 | 2 | 20 | 32 | 175 | 570 | 1,041 | 196 |
| | 2007 | 4 | 24 | 58 | 194 | 633 | 1,388 | 257 |
| | % Chng | -50% | -17% | -45% | -10% | -10% | -25% | -24% |
| Walker (42,828) | 2008 | 1 | 8 | 14 | 23 | 279 | 673 | 72 |
| | 2007 (11) | 0 | 3 | 3 | 20 | 222 | 442 | 24 |
| | % Chng | 100% | 167% | 367% | 15% | 26% | 52% | 200% |
| Washington (15,176) | 2008 | 0 | 6 | 2 | 74 | 43 | 112 | 9 |
| | 2007 | 0 | 1 | 3 | 25 | 18 | 32 | 2 |
| | % Chng | 0% | 500% | -33% | 196% | 139% | 250% | 350% |
| Wilcox (9,665) | 2008 (10) | 0 | 0 | 0 | 6 | 3 | 11 | 5 |
| | 2007 | 1 | 1 | 2 | 8 | 15 | 35 | 7 |
| | % Chng | -100% | -100% | -100% | -25% | -80% | -69% | -29% |
| Winston (17,789) | 2008 | 0 | 1 | 0 | 16 | 58 | 169 | 8 |
| | 2007 | 0 | 5 | 1 | 13 | 41 | 132 | 10 |
| | % Chng | 0% | -80% | -100% | 23% | 41% | 28% | -20% |

CLEARANCE RATES

* * * * *

A clearance is a measure of law enforcement activity whereby enough evidence is found to charge a suspect and take him into custody (an arrest) or when a crime is solved but no formal charges are brought against a suspect (clearance by exceptional means). The clearance rate is achieved by taking the number of offenses and dividing that number into the number of clearances.

$$\frac{\text{REPORTED OFFENSES}}{\text{CLEARANCES}} = \text{CLEARANCE RATE}$$

It is important to note that clearance data is reported on a monthly basis to UCR and, therefore, it is possible for an arrest made in one month to clear a crime committed in previous months or years.

| | | Homicide | Rape | Robbery | Assault | Burglary | Larceny | Motor Vehicle Theft |
|---------------------------------|-----------------|----------|------|---------|---------|----------|---------|---------------------|
| <u>County Sheriff's Offices</u> | | | | | | | | |
| Autauga | 2008 | 2 | 7 | 2 | 16 | 127 | 207 | 53 |
| | Clearance: | 0 | 1 | 0 | 4 | 8 | 19 | 6 |
| | Clearance Rate: | 0% | 14% | 0% | 25% | 6% | 9% | 11% |
| Baldwin | 2008 | 3 | 17 | 22 | 95 | 339 | 685 | 70 |
| | Clearance: | 2 | 4 | 5 | 50 | 22 | 50 | 4 |
| | Clearance Rate: | 67% | 24% | 23% | 53% | 6% | 7% | 6% |
| Barbour | 2008 | 0 | 1 | 0 | 17 | 57 | 0 | 3 |
| | Clearance: | 0 | 0 | 0 | 0 | 0 | 0 | 0 |
| | Clearance Rate: | 0% | 0% | 0% | 0% | 0% | 0% | 0% |
| Bibb | 2008 | 0 | 2 | 1 | 17 | 54 | 71 | 13 |
| | Clearance: | 0 | 1 | 0 | 3 | 2 | 3 | 0 |
| | Clearance Rate: | 0% | 50% | 0% | 18% | 4% | 4% | 0% |
| Blount | 2008 | 0 | 7 | 6 | 32 | 263 | 378 | 10 |
| | Clearance: | 0 | 0 | 1 | 0 | 0 | 1 | 0 |
| | Clearance Rate: | 0% | 0% | 17% | 0% | 0% | 0% | 0% |
| Bullock | 2008 | 0 | 0 | 2 | 25 | 29 | 79 | 0 |
| | Clearance: | 0 | 0 | 0 | 0 | 1 | 1 | 0 |
| | Clearance Rate: | 0% | 0% | 0% | 0% | 3% | 1% | 0% |
| Butler | 2008 | 0 | 2 | 1 | 18 | 95 | 124 | 7 |
| | Clearance: | 0 | 0 | 0 | 6 | 9 | 9 | 2 |
| | Clearance Rate: | 0% | 0% | 0% | 33% | 9% | 7% | 29% |
| Calhoun | 2008 | 1 | 8 | 8 | 3 | 101 | 193 | 2 |
| | Clearance: | 1 | 2 | 3 | 0 | 10 | 34 | 0 |
| | Clearance Rate: | 100% | 25% | 38% | 0% | 10% | 18% | 0% |
| Chambers | 2008 | 0 | 4 | 3 | 13 | 69 | 108 | 9 |
| | Clearance: | 0 | 1 | 1 | 5 | 11 | 8 | 2 |
| | Clearance Rate: | 0% | 25% | 33% | 38% | 16% | 7% | 22% |
| Cherokee | 2008 | 0 | 0 | 0 | 15 | 37 | 113 | 0 |
| | Clearance: | 0 | 0 | 0 | 1 | 0 | 1 | 0 |
| | Clearance Rate: | 0% | 0% | 0% | 7% | 0% | 1% | 0% |
| Chilton | 2008 | 0 | 9 | 3 | 316 | 159 | 312 | 6 |
| | Clearance: | 0 | 4 | 1 | 147 | 14 | 31 | 1 |
| | Clearance Rate: | 0% | 44% | 33% | 47% | 9% | 10% | 17% |
| Choctaw | 2008 | N/A | N/A | N/A | N/A | N/A | N/A | N/A |
| | Clearance: | N/A | N/A | N/A | N/A | N/A | N/A | N/A |
| | Clearance Rate: | | | | | | | |

| | | Homicide | Rape | Robbery | Assault | Burglary | Larceny | Motor Vehicle Theft |
|---------------------------------|-----------------|----------|------|---------|---------|----------|---------|---------------------|
| <u>County Sheriff's Offices</u> | | | | | | | | |
| Clarke | 2008 | 2 | 5 | 2 | 27 | 18 | 20 | 17 |
| | Clearance: | 1 | 1 | 1 | 8 | 6 | 5 | 1 |
| | Clearance Rate: | 50% | 20% | 50% | 30% | 33% | 25% | 6% |
| Clay | 2008 | 0 | 3 | 0 | 7 | 55 | 66 | 7 |
| | Clearance: | 0 | 3 | 0 | 3 | 10 | 5 | 2 |
| | Clearance Rate: | 0% | 100% | 0% | 43% | 18% | 8% | 29% |
| Cleburne | 2008 | 0 | 0 | 3 | 24 | 76 | 113 | 22 |
| | Clearance: | 0 | 0 | 1 | 11 | 5 | 8 | 5 |
| | Clearance Rate: | 0% | 0% | 33% | 46% | 7% | 7% | 23% |
| Coffee | 2008 | 0 | 4 | 2 | 7 | 67 | 112 | 25 |
| | Clearance: | 0 | 1 | 0 | 4 | 11 | 5 | 4 |
| | Clearance Rate: | 0% | 25% | 0% | 57% | 16% | 4% | 16% |
| Colbert | 2008 | 0 | 5 | 4 | 160 | 122 | 418 | 23 |
| | Clearance: | 0 | 0 | 1 | 64 | 13 | 49 | 4 |
| | Clearance Rate: | 0% | 0% | 25% | 40% | 11% | 12% | 17% |
| Conecuh | 2008 | 1 | 0 | 0 | 7 | 47 | 51 | 4 |
| | Clearance: | 0 | 0 | 0 | 0 | 0 | 0 | 0 |
| | Clearance Rate: | 0% | 0% | 0% | 0% | 0% | 0% | 0% |
| Coosa | 2008 | 0 | 3 | 1 | 20 | 100 | 155 | 5 |
| | Clearance: | 0 | 1 | 1 | 11 | 21 | 17 | 2 |
| | Clearance Rate: | 0% | 33% | 100% | 55% | 21% | 11% | 40% |
| Covington | 2008 | 2 | 5 | 1 | 4 | 33 | 33 | 1 |
| | Clearance: | 1 | 0 | 0 | 1 | 5 | 5 | 0 |
| | Clearance Rate: | 50% | 0% | 0% | 25% | 15% | 15% | 0% |
| Crenshaw | 2008 | 1 | 2 | 0 | 8 | 59 | 94 | 17 |
| | Clearance: | 1 | 1 | 0 | 2 | 4 | 16 | 4 |
| | Clearance Rate: | 100% | 50% | 0% | 25% | 7% | 17% | 24% |
| Cullman | 2008 | 1 | 28 | 5 | 100 | 351 | 828 | 70 |
| | Clearance: | 1 | 23 | 2 | 76 | 62 | 126 | 16 |
| | Clearance Rate: | 100% | 82% | 40% | 76% | 18% | 15% | 23% |
| Dale | 2008 | 0 | 2 | 1 | 44 | 57 | 102 | 6 |
| | Clearance: | 0 | 1 | 0 | 10 | 7 | 6 | 0 |
| | Clearance Rate: | 0% | 50% | 0% | 23% | 12% | 6% | 0% |
| Dallas | 2008 | 0 | 4 | 9 | 40 | 168 | 364 | 54 |
| | Clearance: | 0 | 0 | 1 | 3 | 2 | 4 | 0 |
| | Clearance Rate: | 0% | 0% | 11% | 8% | 1% | 1% | 0% |

| | | Homicide | Rape | Robbery | Assault | Burglary | Larceny | Motor Vehicle Theft |
|---------------------------------|-----------------|----------|------|---------|---------|----------|---------|---------------------|
| <u>County Sheriff's Offices</u> | | | | | | | | |
| Dekalb | 2008 | 1 | 10 | 5 | 44 | 168 | 310 | 57 |
| | Clearance: | 1 | 4 | 2 | 30 | 31 | 82 | 12 |
| | Clearance Rate: | 100% | 40% | 40% | 68% | 18% | 26% | 21% |
| Elmore | 2008 | 0 | 13 | 16 | 29 | 231 | 420 | 37 |
| | Clearance: | 0 | 13 | 13 | 24 | 61 | 149 | 18 |
| | Clearance Rate: | 0% | 100% | 81% | 83% | 26% | 35% | 49% |
| Escambia | 2008 | 0 | 2 | 6 | 18 | 48 | 105 | 10 |
| | Clearance: | 0 | 0 | 0 | 0 | 0 | 0 | 0 |
| | Clearance Rate: | 0% | 0% | 0% | 0% | 0% | 0% | 0% |
| Etowah | 2008 | 1 | 3 | 1 | 1 | 22 | 108 | 13 |
| | Clearance: | 1 | 3 | 1 | 1 | 2 | 28 | 2 |
| | Clearance Rate: | 100% | 100% | 100% | 100% | 9% | 26% | 15% |
| Fayette | 2008 | 0 | 2 | 2 | 3 | 40 | 49 | 14 |
| | Clearance: | 0 | 1 | 1 | 1 | 12 | 6 | 4 |
| | Clearance Rate: | 0% | 50% | 50% | 33% | 30% | 12% | 29% |
| Franklin | 2008 | 0 | 4 | 0 | 11 | 47 | 67 | 9 |
| | Clearance: | 0 | 2 | 0 | 8 | 10 | 9 | 1 |
| | Clearance Rate: | 0% | 50% | 0% | 73% | 21% | 13% | 11% |
| Geneva | 2008 | 0 | 5 | 2 | 21 | 82 | 118 | 26 |
| | Clearance: | 0 | 0 | 1 | 7 | 2 | 3 | 1 |
| | Clearance Rate: | 0% | 0% | 50% | 33% | 2% | 3% | 4% |
| Greene | 2008 | 0 | 1 | 9 | 47 | 85 | 85 | 12 |
| | Clearance: | 0 | 0 | 3 | 23 | 11 | 7 | 3 |
| | Clearance Rate: | 0% | 0% | 33% | 49% | 13% | 8% | 25% |
| Hale | 2008 | 2 | 3 | 7 | 51 | 86 | 99 | 34 |
| | Clearance: | 2 | 1 | 2 | 27 | 8 | 13 | 3 |
| | Clearance Rate: | 100% | 33% | 29% | 53% | 9% | 13% | 9% |
| Henry | 2008 | 1 | 2 | 0 | 19 | 34 | 74 | 11 |
| | Clearance: | 0 | 2 | 0 | 9 | 9 | 9 | 6 |
| | Clearance Rate: | 0% | 100% | 0% | 47% | 26% | 12% | 55% |
| Houston | 2008 | 0 | 10 | 10 | 11 | 103 | 364 | 58 |
| | Clearance: | 0 | 7 | 4 | 6 | 20 | 81 | 16 |
| | Clearance Rate: | 0% | 70% | 40% | 55% | 19% | 22% | 28% |
| Jackson | 2008 | 0 | 9 | 0 | 44 | 180 | 281 | 97 |
| | Clearance: | 1 | 4 | 0 | 19 | 17 | 53 | 21 |
| | Clearance Rate: | 100% | 44% | 0% | 43% | 9% | 19% | 22% |

| | | Homicide | Rape | Robbery | Assault | Burglary | Larceny | Motor Vehicle Theft |
|---------------------------------|-----------------|----------|------|---------|---------|----------|---------|---------------------|
| <u>County Sheriff's Offices</u> | | | | | | | | |
| Jefferson | 2008 | 5 | 61 | 282 | 289 | 2,358 | 3,103 | 499 |
| | Clearance: | 8 | 14 | 38 | 63 | 84 | 160 | 17 |
| | Clearance Rate: | 160% | 23% | 13% | 22% | 4% | 5% | 3% |
| Lamar | 2008 | 0 | 1 | 0 | 1 | 3 | 3 | 2 |
| | Clearance: | 0 | 1 | 0 | 1 | 0 | 0 | 0 |
| | Clearance Rate: | 0% | 100% | 0% | 100% | 0% | 0% | 0% |
| Lauderdale | 2008 | 1 | 13 | 3 | 44 | 323 | 594 | 55 |
| | Clearance: | 1 | 2 | 0 | 11 | 11 | 35 | 8 |
| | Clearance Rate: | 100% | 15% | 0% | 25% | 3% | 6% | 15% |
| Lawrence | 2008 | 0 | 1 | 3 | 31 | 179 | 310 | 16 |
| | Clearance: | 0 | 0 | 3 | 24 | 41 | 84 | 3 |
| | Clearance Rate: | 0% | 0% | 100% | 77% | 23% | 27% | 19% |
| Lee | 2008 | 3 | 20 | 24 | 56 | 643 | 1,095 | 112 |
| | Clearance: | 1 | 6 | 6 | 21 | 30 | 153 | 13 |
| | Clearance Rate: | 33% | 30% | 25% | 38% | 5% | 14% | 12% |
| Limestone | 2008 | 1 | 6 | 8 | 23 | 103 | 241 | 36 |
| | Clearance: | 1 | 6 | 7 | 22 | 65 | 186 | 25 |
| | Clearance Rate: | 100% | 100% | 88% | 96% | 63% | 77% | 69% |
| Lowndes | 2008 | 0 | 1 | 6 | 28 | 28 | 17 | 2 |
| | Clearance: | 0 | 0 | 1 | 10 | 3 | 1 | 0 |
| | Clearance Rate: | 0% | 0% | 17% | 36% | 11% | 6% | 0% |
| Macon | 2008 | 1 | 5 | 3 | 44 | 131 | 130 | 54 |
| | Clearance: | 0 | 0 | 0 | 6 | 1 | 2 | 1 |
| | Clearance Rate: | 0% | 0% | 0% | 14% | 1% | 2% | 2% |
| Madison | 2008 | 0 | 20 | 38 | 166 | 810 | 1,464 | 232 |
| | Clearance: | 0 | 5 | 20 | 101 | 154 | 322 | 59 |
| | Clearance Rate: | 0% | 25% | 53% | 61% | 19% | 22% | 25% |
| Marengo | 2008 | 0 | 3 | 3 | 14 | 54 | 92 | 18 |
| | Clearance: | 0 | 2 | 1 | 7 | 7 | 15 | 1 |
| | Clearance Rate: | 0% | 67% | 33% | 50% | 13% | 16% | 6% |
| Marion | 2008 | 0 | 1 | 1 | 14 | 44 | 54 | 7 |
| | Clearance: | 0 | 0 | 0 | 1 | 0 | 0 | 0 |
| | Clearance Rate: | 0% | 0% | 0% | 7% | 0% | 0% | 0% |
| Marshall | 2008 | 2 | 13 | 5 | 44 | 244 | 364 | 48 |
| | Clearance: | 2 | 9 | 2 | 28 | 51 | 122 | 30 |
| | Clearance Rate: | 100% | 69% | 40% | 64% | 21% | 34% | 63% |

| | | Homicide | Rape | Robbery | Assault | Burglary | Larceny | Motor Vehicle Theft |
|---------------------------------|-----------------|----------|------|---------|---------|----------|---------|---------------------|
| <u>County Sheriff's Offices</u> | | | | | | | | |
| Mobile | 2008 | 9 | 24 | 84 | 106 | 778 | 1,385 | 268 |
| | Clearance: | 6 | 7 | 15 | 61 | 134 | 304 | 51 |
| | Clearance Rate: | 67% | 29% | 18% | 58% | 17% | 22% | 19% |
| Monroe | 2008 | 2 | 0 | 1 | 31 | 54 | 46 | 5 |
| | Clearance: | 2 | 0 | 1 | 16 | 18 | 19 | 1 |
| | Clearance Rate: | 0% | 0% | 100% | 52% | 33% | 41% | 20% |
| Montgomery | 2008 | 0 | 6 | 9 | 37 | 225 | 405 | 90 |
| | Clearance: | 0 | 3 | 3 | 7 | 12 | 36 | 3 |
| | Clearance Rate: | 0% | 50% | 33% | 19% | 5% | 9% | 3% |
| Morgan | 2008 | 2 | 3 | 4 | 19 | 231 | 155 | 2 |
| | Clearance: | 2 | 3 | 0 | 12 | 27 | 13 | 0 |
| | Clearance Rate: | 100% | 100% | 0% | 63% | 12% | 8% | 0% |
| Perry | 2008 | 1 | 0 | 0 | 4 | 41 | 49 | 12 |
| | Clearance: | 0 | 0 | 0 | 0 | 0 | 0 | 0 |
| | Clearance Rate: | 0% | 0% | 0% | 0% | 0% | 0% | 0% |
| Pickens | 2008 | 1 | 4 | 1 | 8 | 26 | 32 | 5 |
| | Clearance: | 0 | 2 | 0 | 5 | 5 | 8 | 0 |
| | Clearance Rate: | 0% | 50% | 0% | 63% | 19% | 25% | 0% |
| Pike | 2008 | 0 | 0 | 3 | 3 | 38 | 43 | 4 |
| | Clearance: | 0 | 0 | 2 | 3 | 6 | 2 | 1 |
| | Clearance Rate: | 0% | 0% | 67% | 100% | 16% | 5% | 25% |
| Randolph | 2008 | 0 | 1 | 0 | 11 | 66 | 131 | 8 |
| | Clearance: | 0 | 0 | 0 | 1 | 1 | 3 | 0 |
| | Clearance Rate: | 0% | 0% | 0% | 9% | 2% | 2% | 0% |
| Russell | 2008 | 2 | 5 | 8 | 82 | 137 | 163 | 36 |
| | Clearance: | 2 | 2 | 3 | 35 | 6 | 13 | 5 |
| | Clearance Rate: | 100% | 40% | 38% | 43% | 4% | 8% | 14% |
| St. Clair | 2008 | 0 | 8 | 5 | 25 | 119 | 181 | 24 |
| | Clearance: | 0 | 2 | 2 | 15 | 15 | 35 | 6 |
| | Clearance Rate: | 0% | 25% | 40% | 60% | 13% | 19% | 25% |
| Shelby | 2008 | 0 | 14 | 15 | 48 | 428 | 517 | 84 |
| | Clearance: | 0 | 6 | 2 | 18 | 59 | 76 | 15 |
| | Clearance Rate: | 0% | 43% | 13% | 38% | 14% | 15% | 18% |
| Sumter | 2008 | N/A | N/A | N/A | N/A | N/A | N/A | N/A |
| | Clearance: | N/A | N/A | N/A | N/A | N/A | N/A | N/A |
| | Clearance Rate: | | | | | | | |

| | | Homicide | Rape | Robbery | Assault | Burglary | Larceny | Motor Vehicle Theft |
|---------------------------------|-----------------|----------|------|---------|---------|----------|---------|---------------------|
| <u>County Sheriff's Offices</u> | | | | | | | | |
| Talladega | 2008 | 0 | 6 | 24 | 42 | 303 | 767 | 37 |
| | Clearance: | 0 | 1 | 9 | 13 | 27 | 227 | 27 |
| | Clearance Rate: | 0% | 17% | 38% | 31% | 9% | 30% | 73% |
| Tallapoosa | 2008 | 1 | 3 | 1 | 22 | 65 | 117 | 18 |
| | Clearance: | 1 | 3 | 0 | 16 | 10 | 23 | 7 |
| | Clearance Rate: | 100% | 100% | 0% | 73% | 15% | 20% | 39% |
| Tuscaloosa | 2008 | 2 | 20 | 32 | 175 | 570 | 1,041 | 196 |
| | Clearance: | 2 | 25 | 16 | 99 | 96 | 175 | 55 |
| | Clearance Rate: | 100% | 125% | 50% | 57% | 17% | 17% | 28% |
| Walker | 2008 | 1 | 8 | 14 | 23 | 279 | 673 | 72 |
| | Clearance: | 0 | 0 | 0 | 1 | 3 | 11 | 0 |
| | Clearance Rate: | 0% | 0% | 0% | 4% | 1% | 2% | 0% |
| Washington | 2008 | 0 | 6 | 2 | 74 | 43 | 112 | 9 |
| | Clearance: | 0 | 0 | 0 | 1 | 0 | 0 | 0 |
| | Clearance Rate: | 0% | 0% | 0% | 1% | 0% | 0% | 0% |
| Wilcox | 2008 | 0 | 0 | 0 | 6 | 3 | 11 | 5 |
| | Clearance: | 0 | 0 | 0 | 0 | 0 | 0 | 0 |
| | Clearance Rate: | 0% | 0% | 0% | 0% | 0% | 0% | 0% |
| Winston | 2008 | 0 | 1 | 0 | 16 | 58 | 169 | 8 |
| | Clearance: | 0 | 0 | 0 | 7 | 2 | 17 | 0 |
| | Clearance Rate: | 0% | 0% | 0% | 44% | 3% | 10% | 0% |